







Product Overview

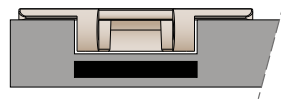


Curves &
Straight
Tracks

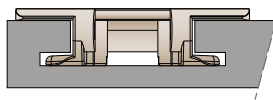


Movex[®]
OFFICIAL UK PARTNER

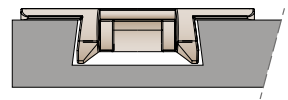
Corner tracks systems



Magnetic



TAB



Bevel

Magnetic corner tracks are the most effective and reliable system for the table top conveyor design. The magnets provide the correct magnetic field to hold the chain on the corner track and this provides a flat carrying surface for the chain; thus, improving product stability and properly supporting the product.

TAB type corner tracks are a more economical solution compared to magnetic curves. In those applications where cleaning and product support are less important, they can perfectly be used.

Bevel corner tracks are another alternative to magnetic and TAB corner track solutions. Compared with TAB system it is more accessible but an additional support in the return is required.


SOLID MAGNETIC CURVES

For 520 M modular belt and 882/8857 plastic chains.

THE NEW STANDARD DESIGN*.

With the main focus on quality, Movex magnetic corner tracks provide high performances in combination with 3 different materials, specific for each application: traditional, dry running and abrasive.

The new design offers better performances, a magnet field optimization up to 35%, and a production process improvement.



Solid curve available in **UHMW-PE**, **BluLub®**, and **C Abrasive**.

Permanent magnet now at the top of the curve

Return section made in **UHMW-PE**



* 550 PRO M magnetic curves maintains the same design with magnets positioned at the bottom of the curve.

Three materials available:


Depending on application conditions various curve materials are suitable.

UHMW-PE
STANDARD




For Lubricated steel and plastic chains and belts.

BluLub®
HIGH-PERFORMANCE



For dry running or limited lubrication and higher speeds and loads.

C Abrasive
EXTREME CONDITIONS



For dry running steel chains and polluted circumstances.

On request, further customisations can be realised in order to meet your technical requirements:

Custom holes
(through, countersunk, counterbore)

Thread bushings M6, M8 and M10
(brass of zinc plated steel)

Special executions
(asymmetric curves, custom radii, widths, and angles)

THE NEW STANDARD DESIGN.

New design and best performance!

This design introduces replaceable guides.

Guides available in **BluLub®**, **UHMW-PE**, and **C Abrasive**

The use of a recycled material it's an important path for a sustainable choice.

Support base made in **Recycling multicolored material**

Permanent magnet now at the top of the curve

Return section made in **UHMW-PE**

Patented fixing system

NEW DESIGN



Main features:



Improved magnetic field

The consistent distance between the magnet and the chain ensures a constant magnetic field that reduces the annoying “stick-slip” effect. The new magnet cassettes include a double lip system.

+27% MAGNET FIELD OPTIMIZATION*



Fast and easy maintenance

Thanks to its patented RS, the easy replaceable guides simplify maintenance and reduce down-times.



Performance up to 90Kg/10cm



Interchangeable guides

In case of required replacement, guides can be ordered as handy **replacement kit** available in three different interchangeable materials, and easily installed without removing the curve from the conveyor: **BluLub®**, **UHMW-PE**, and **C Abrasive**.

3 GUIDES MATERIALS WITH 3 DIFFERENT FEATURES



Saving resources

The new design and the guides replacement kit, are extremely useful to reduce purchase and maintenance costs, thus also improving the TCO.

UP TO 35% ENERGY REDUCTION*

Three versions available:

* Compared to the previous version.



The color of **Recycling multicolored material** can vary depending to the the composition of raw materials used.

RS Kit replacement procedure

For RS version magnetic curves.

The kit replacement procedure can be done with the curve still mounted in the conveyor, this saves time and costs, with easy troubleshooting.

- Remove the worn guides from the top of the curve.

This can be done by inserting a flat screwdriver between the guide and the support base [1], and with the help of a hammer, leverage all the way round to lift the guide [2].

- Install the new guide on the support base.

Place the new guide in the appropriate seat [3], and using a soft hammer hit gently stab its upper surface the guide [4]. Make sure guide is firmly seated in the slot.

Now the guides are mounted properly and the conveyor can be reassembled.



Turn off and lock-out the conveyor power before proceeding with the replacement of the guide, and ensure that the chain ends cannot slip away because of its weight.

Scan to see the correct
RS MAGNETIC CURVES
replacement procedure.



SUSTAINABLE TIP

Remember, the worn guides should be deposited in the appropriate container for a proper recycling.



ETC EASY TRANSFER CURVES For 240XE/260/261/878/879/880 and 881/8811 steel chains.

THE NEW STANDARD DESIGN*.

Easy transfer curves are used to remove head to tail transfers, particularly complicated with unstable products.

Conveyed products can easily change tracks with a controlled-side-to-side transfer, guaranteeing the maximum efficiency of the line.

Movex easy transfer curves are available for magnetic and TAB chains with two different designs: full version (easier to be installed) and slim version (economical choice).

See product page to find the one that would best suit your needs.



RS PRO MAGNETIC CURVES

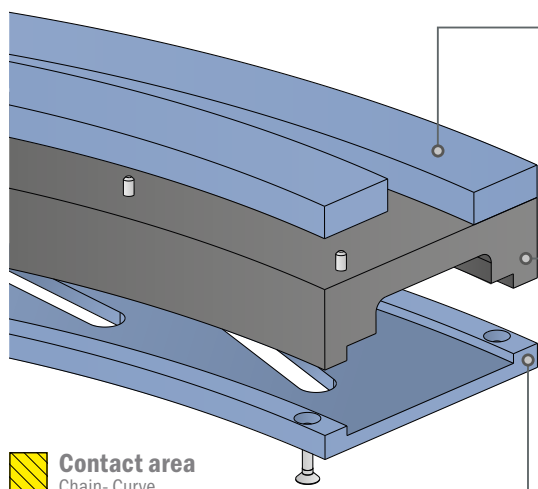

PATENTED

A NEW CONCEPT OF MAGNETIC CURVE.

RS PRO is a patented system that consists of machined plastic curve tracks equipped with permanent magnets with a new curve return concept.

This new return section-plate provides a total support of the chain or belt in the return of the curve.

RS PRO is equipped with guides in **BluLub®**, which contributes to improved PV-properties and reduce the energy consumption especially in applications with limited lubrication or higher loads.



Guides made in **BluLub®**

The assembly system reduces the maintenance-time in case of replacement and **BluLub®** material guarantees great performance and due the lower friction which also improves the product stability and wearlife of chains and belts.

Return section made in **Standard UHMW-PE**

The return section of the **RS PRO** curve is designed to reduce the distance between chain and magnets; ensuring steady magnetic force and keeping the chain in the correct position.

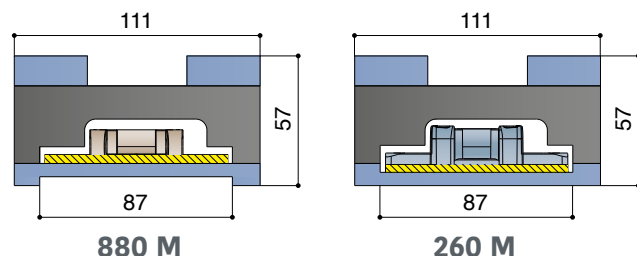
New support plate made in **BluLub®**

The new return-section plate creates a full support of the chain or belt in this return-section.

RS PRO patented curves can be used for **880 M**, **240 XE** and **260 M** chain-belt.

Depending on the installation of the return-section plate, the correct space is created in the return.

Basically, two executions in one design!



- Lower Friction • Less Wear • Easy to maintain • Lower TCO • Less Energy • Easy to install

RS CRATES

SPECIFIC FOR HIGH LOAD APPLICATIONS.

RS CRATES is the perfect solution for all the applications but specific abrasive conditions, able to guarantee great functionality even under high working load.

Available in **BluLub®** and **C Abrasive**, on request.



Magnetic corner tracks

The dimensions in the tables are expressed in millimeters.
*Other curves widths are available on product page.

879-880-881 M

Series	Radius min.	Base width*	Pitch	Straight track	Page
K325/K330					Page
M6	500	100	85	100	124
M7	500	100	85	-	125
M10	500	110	85	100	126
M4	500	111	85	100	127
M1	500	100	89	125	128
RS PRO	500	111	-	-	123
M5A	680	100	-	100	129
M5C	860	100	-	125	129
M5D	1000	100	-	-	129
M8	750	100	85	100	130
M42	750	111	85	100	131
M9	750	110	90	100	132
M43	1000	111	85	100	133
K450					Page
M21A	500	129	120	125	134
M22A	610	129	120	125	135
M27	610	129	117	-	136
K750					Page
M61	610	214	196	125	137
M62	750	214	-	-	138
M66	860	214	-	-	138
M65	1000	214	-	-	138

882 M

Series	Radius min.	Base width*	Pitch	Straight track	Page
K750					Page
M81	610	200	195	100	139
M85	750	200	195	100	140
M86	860	214	195	-	141
M80	1000	200	195	100	142
K1000					Page
M93	860	270	-	-	143
M94	1000	270	-	-	143
K1200					Page
M97	860	320	-	-	144
M98	1000	320	-	-	144

882 M LBP

Series	Radius min.	Base width*	Pitch	Straight track	Page
K750					Page
MP861	860	214	-	-	145
K1000					Page
MP931	860	270	-	-	146
MP941	1000	270	-	-	146
MP91	860	290	-	-	147
K1200					Page
MP971	860	340	-	-	148
MP981	1000	340	-	-	148

8857 M

Series	Radius min.	Base width*	Pitch	Straight track	Page
K750					Page
M85	750	200	195	100	140
M86	860	214	195	-	141
M80	1000	200	195	100	142

240 XE-260 M

Series	Radius min.	Base width*	Pitch	Straight track	Page
K330					Page
MB7	500	100	85	-	149
MB6	500	100	85	100	150
RS PRO	500	111	-	-	123
MB4	500	111	85	100	151
MB8	750	100	85	100	152
MB5D	1000	100	85	-	153
K450					Page
MB22	500	129	117	100	154
MB27	610	129	117	100	155

261 M

Series	Radius min.	Base width*	Pitch	Straight track	Page
K330					Page
MC7	500	100	85	-	156
MC6	500	100	85	100	157
MC4	500	111	85	100	158
MC8	750	100	85	100	159
MC5D	1000	100	85	-	160
K450					Page
MC22	500	129	117	100	161
MC27	610	129	117	100	162

520 M

Series	Radius min.	Base width*	Pitch	Straight track	Page
K330					Page
MA7	500	100	85	-	163
MA6	500	100	85	100	164
MA4	500	111	85	100	165
MA8	750	100	85	100	166
MA42	750	111	85	100	167
MA43	1000	111	85	100	168
MA5D	1000	100	85	-	169

550 PRO M

Series	Radius min.	Base width*	Pitch	Straight track	Page
K330					Page
-	500	100	85	100	170

TAB corner tracks

The dimensions in the tables are expressed in millimeters.
*Other curves widths are available on product page.

878-879-880-881-8811 TAB

Radius min.	Base width*	Pitch	Straight track	
K325/K330				Page
500/610/800/1000	100	85	50	171
K450				Page
500/610/800/1000	130	120	50	171
K750				Page
500/610/800/1000	200	195	50	171

878 TAB-880 TAB BO

Radius min.	Base width*	Pitch	Straight track	
K325				Page
200	100	-	50	172
K450				Page
200	130	-	50	172

888 TAB

Radius min.	Base width*	Pitch	Straight track	
W80				Page
200/500	100	-	50	173
W140				Page
500	155	-	50	173
W200				Page
500	215	-	50	173

882 TAB

Radius min.	Base width*	Pitch	Straight track	
K450				Page
610/800/1000	130	120	50	174
K600				Page
610/800/1000	170	160	50	174
K750				Page
610/800/1000	200	195	50	174
K1000				Page
610/800/1000	270	260	50	174
K1200				Page
610/800/1000	320	310	50	174

240 XE-260-261 TAB

Radius min.	Base width*	Pitch	Straight track	
K330				Page
500/610/800/1000	100	85	50	171
K450				Page
500/610/800/1000	130	120	50	171

1873-1874 TAB

Radius min.	Base width*	Pitch	Straight track	
K325				Page
500/610/800/1000	100	85	50	175
K450				Page
500/610/800/1000	130	120	50	175
K600				Page
500/610/800/1000	170	160	50	175
K750				Page
500/610/800/1000	200	195	50	175
K1000				Page
500/610/800/1000	270	260	50	175
K1200				Page
500/610/800/1000	320	310	50	175

1843 TAB

Radius min.	Base width*	Pitch	Straight track	
K125				Page
300/500	50	-	50	176
K200				Page
300/500	70	-	50	176

1701-1706 TAB

Radius min.	Base width*	Pitch	Straight track	
K55				Page
250/500	100	-	50	177

Bevel corner tracks

The dimensions in the tables are expressed in millimeters.
*Other curves widths are available on product page.

880-881-8811 B

Radius min.	Base width*	Pitch	Straight track	
K325				Page
500/610/800/1000	100	85	50	182

600 Series corner tracks

The dimensions in the tables are expressed in millimeters.
*Other curves widths are available on product page.

Standard

Radius min.	Curve width	Straight track	Version	
			STD	TAB
			Page	Page
515	STD 295/TAB 285	100	178	179
685	STD 380/TAB 370	100	178	179
855	STD 465/TAB 455	100	178	179
1025	STD 550/TAB 540	100	178	179
1195	STD 635/TAB 625	100	178	179
1365	STD 720/TAB 710	100	178	179
1535	STD 805/TAB 795	100	178	179
1705	STD 890/TAB 880	100	178	179

Small radius

Radius min.	Curve width	Straight track	Version	
			STD	TAB
			Page	Page
405	STD 380/TAB 370	100	178	179
505	STD 465/TAB 455	100	178	179
605	STD 550/TAB 540	100	178	179
725	STD 635/TAB 625	100	178	179
885	STD 720/TAB 710	100	178	179
1045	STD 805/TAB 795	100	178	179
1205	STD 890/TAB 880	100	178	179

Heavy duty

Radius min.	Curve width	Straight track	Version	
			STD	Bearings
			Page	Page
515	285	100	180	181
685	370	100	180	181
855	455	100	180	181
1025	540	100	180	181
1195	625	100	180	181
1365	710	100	180	181
1535	795	100	180	181
1705	880	100	180	181

Heavy duty/Small radius

Radius min.	Curve width	Straight track	Version	
			STD	Bearings
			Page	Page
395	285	100	180	181
425	370	100	180	181
505	455	100	180	181
605	540	100	180	181
725	625	100	180	181
885	710	100	180	181
1045	795	100	180	181
1205	880	100	180	181

TAB straight tracks

The dimensions in the tables are expressed in millimeters.

240 XE-878-879 880-881-888 260-261 TAB

Width	
K325/W80	Page
100	183
K450	Page
130	183
W140	Page
155	183
K750	Page
200	183
W200	Page
215	183

882 TAB

Width	
K450	Page
130	183
K600	Page
170	183
K750	Page
200	183
K1000	Page
270	183
K1200	Page
320	183

1873-1874 TAB

Width	
K325	Page
100	184
K450	Page
130	184
K600	Page
170	184
K750	Page
200	184
K1000	Page
270	184
K1200	Page
320	184

1843 TAB

Width	
K125	Page
50	184
K200	Page
70	184

1701-1706 TAB

Width	
K55	Page
100	185

ETC Easy transfer curves

The dimensions in the tables are expressed in millimeters.
*Width can vary depending on the versions and number of the tracks.

879-880-881 M

Tracks	Pitch
K325/K330	Page
2 and 4	85 186
K450	Page
2 and 4	120 187

240 XE-260 M

Tracks	Pitch
K330	Page
2 and 4	85 188
260 M K450	Page
2 and 4	120 189

261 M

Tracks	Pitch
K330	Page
2 and 4	85 190
K450	Page
2 and 4	120 191

878-879-880-881 881-260-261 TAB

Tracks	Pitch
K325/K330	Page
2 and 4	85 192
K450	Page
2 and 4	120 193

Article-Nr. structure guide

Magnetic, TAB and Bevel corner tracks

LEGENDA

Article-Nr. structure guide (Example)

8	12	1	1	6	1	4	RS
Design	Product code	Type	Radius	Angle segment	Number of tracks	Infeed length	Material/Version (when available, see product page)
						0 0 mm	
7 Standard working	from 01 to 99 (depending on product)	1 Magnetic	1 500 mm	1 15°	1 1 Track	1 25 mm	/ Standard made in Grey UHMW-PE
		2 TAB	2 590 mm	2 30°	2 2 Tracks	2 50 mm	B Upper part in BluLub®
		3 Bevel	3 610 mm	3 45°	3 3 Tracks	3 75 mm	C Upper part in C Abrasive
8 Design with magnets on top of the curve			4 650 mm	4 60°	4 4 Tracks	4 100 mm	BB Upper and return part in BluLub®
			5 680 mm	5 75°	5 5 Tracks	5 125 mm	CC Upper and return part in C Abrasive
			6 750 mm	6 90°	6 6 Tracks	6 150 mm	RS RS with guide in BluLub®
			7 800 mm		7 7 Tracks	7 175 mm	RSH* RS_H with guide in Grey UHMW-PE
			8 860 mm		8 8 Tracks	8 200 mm	RSC* RS_C with guide in C Abrasive
			9 1000 mm		9 9 Tracks	-	RSPRO RS_{PRO}

* Available exclusively for Design 8

600 Series corner tracks

LEGENDA

Article-Nr. structure guide (Example)

760	4	1	6	1	4	B
Product code	Type	Belt radius R _B	Angle segment	Belt width W _B	Infeed length	Material/Version
7604	Standard	1 510	1 15°	1 255		/ Standard made in Grey UHMW-PE
7614	Standard with TAB	2 680	2 30°	2 340		B Upper part in BluLub®
7624	Heavy duty	3 850	3 45°	3 425		
7634	Heavy duty with Bearings	4 1020	4 60°	4 510	4 100	
		5 1190	5 75°	5 595		
		6 1360	6 90°	6 680		
		7 1530		7 765		
		8 1700		8 850		
7605	Small radius	1 400	1 15°	1 340		/ Standard made in Grey UHMW-PE
7615	Small radius with TAB	2 500	2 30°	2 425		B Upper part in BluLub®
7625	Heavy duty/Small radius	3 600	3 45°	3 510		
7635	HD/Small radius with Bearings	4 720	4 60°	4 595	4 100	
		5 880	5 75°	5 680		
		6 1040	6 90°	6 765		
		7 1200		7 850		

TAB and Bevel Straight tracks

LEGENDA

Article-Nr. structure guide (Example)

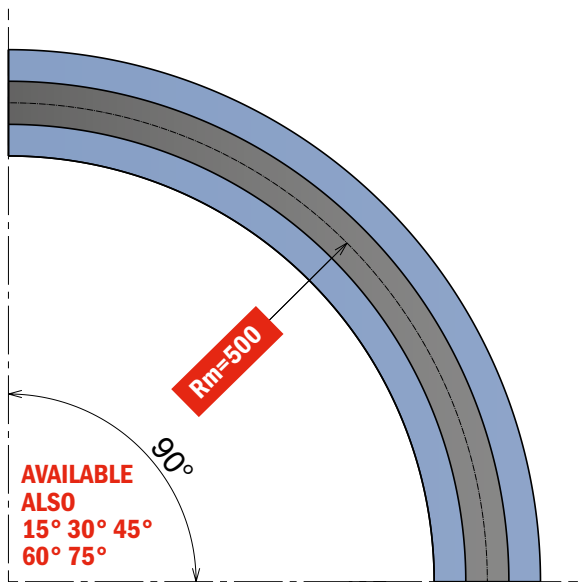
7	00	2	0	0	1	0	B
Design	Product code	Type	Chain width	Pitch	Number of tracks	Length	Material/Version
			0 K55	0 1 track		0 2000 mm	
7 Standard working	from 01 to 99 (depending on product)		1 K125		1 1 Track		/ Standard made in Grey UHMW-PE
		2 TAB	2 K200		2 2 Tracks		B Upper part in BluLub®
		3 Bevel	3 K325		3 3 Tracks		C Upper part in C Abrasive
			4 K450		4 4 Tracks		
			5 K600		5 5 Tracks		
			6 K750		6 6 Tracks		
			7 K1000		7 7 Tracks		
			8 K1200		8 8 Tracks		
					9 9 Tracks		

RS PRO

Delivery: **Easy** **Standard** **PATENTED**

Chain Reference	879 M - K325	880 M - K325	880 M - K330	881 M - K325	881 M - K330	240 XE - K330	260 M - K330
-----------------	--------------	--------------	--------------	--------------	--------------	---------------	--------------

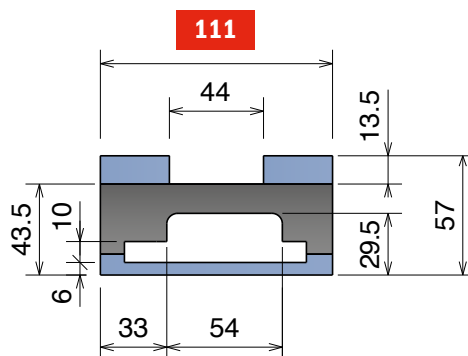
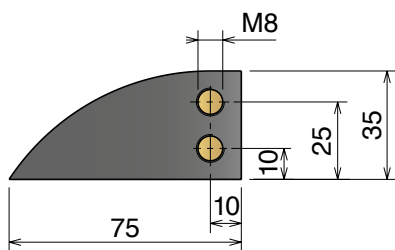
Curve Basic Width = 111 mm



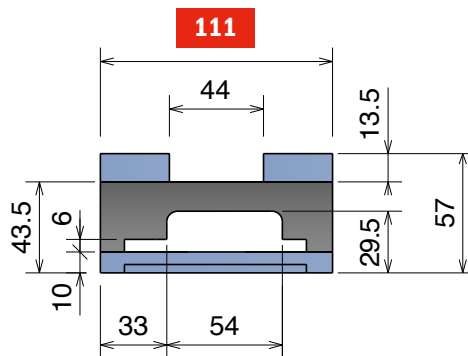
IN & OUT
 AVAILABLE ALSO
 125 mm - 100 mm - 50 mm



Available in
BluLub



SINGLE TRACK for 260 M



SINGLE TRACK for 880 M

MAGNETIC SYSTEM

Part	Article-Nr.	Tracks	W	Material
712	71211610RSPRO	1	111	

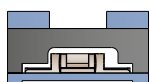


RS PRO
 CURVE

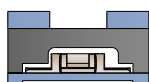
On request available
 with different radius.

RS PRO

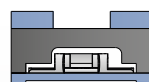
ONE curve, FIVE chains!



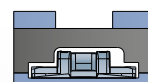
879 M



880 M



881 M



240 XE



260 M

879-880-881 M6 Series

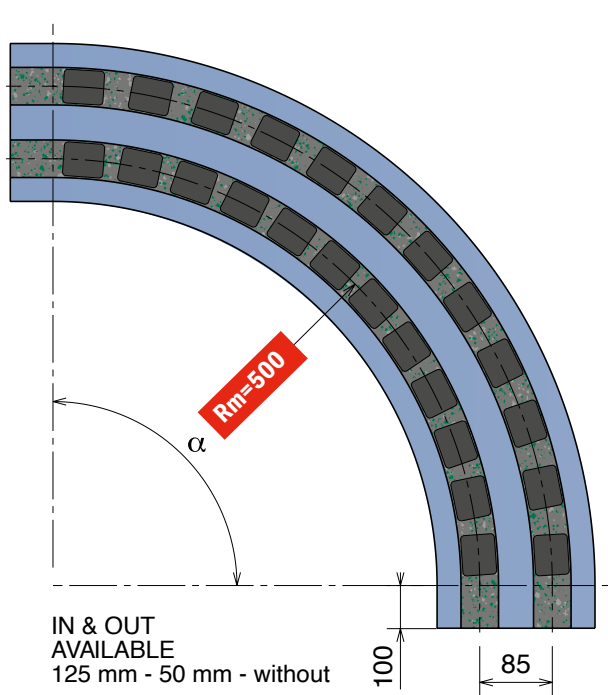
Curve magnetiche, Tab & Bevel / Magnetic, Tab & Bevel corner tracks / Kurvenführungen Magnet, Tab & Bevel Version

Materiale / Material / Materialien:
UHMW-PE riciclato / Recycling UHMW-PE
Rezykliertes UHMW-PE
BluLub Guide / Guides / Gleitprofile

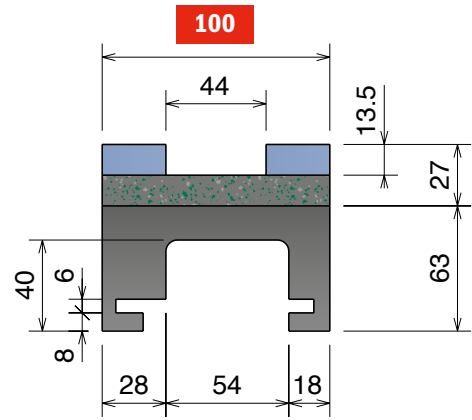
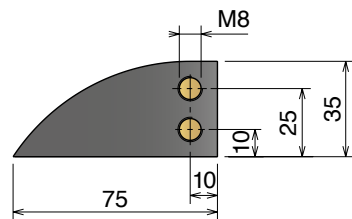
879-880-881 M6 Series

Chain Reference	879 M - K325	880 M - K325	880 M - K330	881 M - K325	881 M - K330	Delivery:	Easy	Standard
-----------------	--------------	--------------	--------------	--------------	--------------	-----------	------	----------

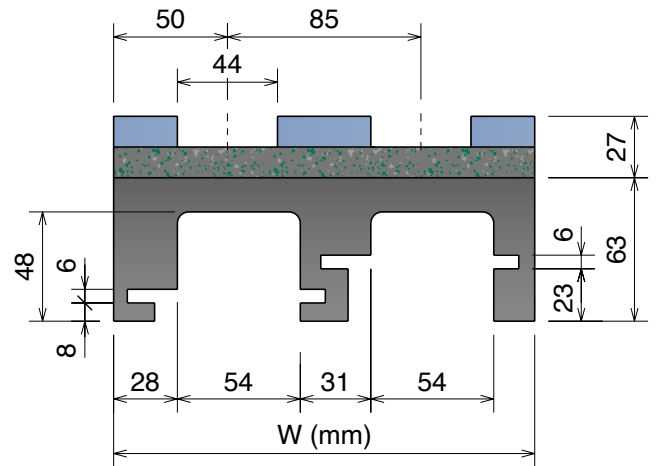
Curve Basic Width = 100 mm; Pitch = 85 mm



Available in
BluLub®



SINGLE TRACK






MULTI TRACK




RS complete curve

MAGNETIC SYSTEM

Solid curve in different materials available on request.

α 15°	α 30°	α 45°	α 60°	α 75°	α 90°	Tracks	W	Material
8011114RS	80111214RS	80111314RS	80111414RS	80111514RS	80111614RS	1	100	 Standard codes are for RS
80111124RS	80111224RS	80111324RS	80111424RS	80111524RS	80111624RS	2	185	
80111134RS	80111234RS	80111334RS	80111434RS	80111534RS	80111634RS	3	270	 for RS^H add "H"
80111144RS	80111244RS	80111344RS	80111444RS	80111544RS	80111644RS	4	355	
80111154RS	80111254RS	80111354RS	80111454RS	80111554RS	80111654RS	5	440	 for RS^C add "C"
80111164RS	80111264RS	80111364RS	80111464RS	80111564RS	80111664RS	6	525	
80111174RS	80111274RS	80111374RS	80111474RS	80111574RS	80111674RS	7	610	
80111184RS	80111284RS	80111384RS	80111484RS	80111584RS	80111684RS	8	695	

Guides replacement kit

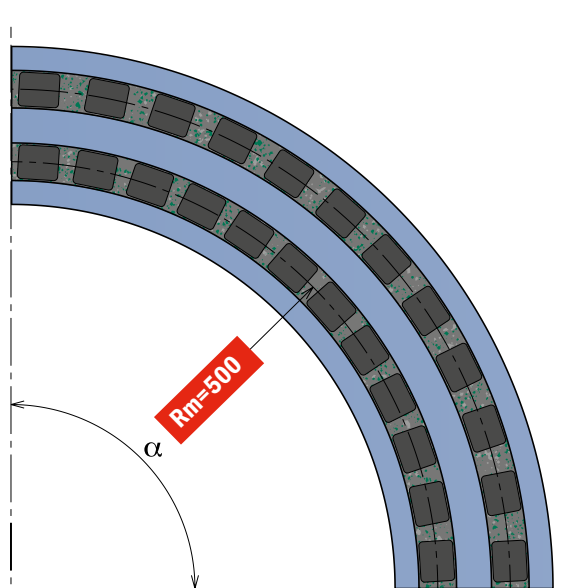
α 15°	α 30°	α 45°	α 60°	α 75°	α 90°	Tracks	W	Material
8011114RS-KIT	80111214RS-KIT	80111314RS-KIT	80111414RS-KIT	80111514RS-KIT	80111614RS-KIT	1	100	 Standard codes are for RS Kit
80111124RS-KIT	80111224RS-KIT	80111324RS-KIT	80111424RS-KIT	80111524RS-KIT	80111624RS-KIT	2	185	
80111134RS-KIT	80111234RS-KIT	80111334RS-KIT	80111434RS-KIT	80111534RS-KIT	80111634RS-KIT	3	270	 for RS^H Kit replace "RS" with "RS ^H "
80111144RS-KIT	80111244RS-KIT	80111344RS-KIT	80111444RS-KIT	80111544RS-KIT	80111644RS-KIT	4	355	
80111154RS-KIT	80111254RS-KIT	80111354RS-KIT	80111454RS-KIT	80111554RS-KIT	80111654RS-KIT	5	440	 for RS^C Kit replace "RS" with "RS ^C "
80111164RS-KIT	80111264RS-KIT	80111364RS-KIT	80111464RS-KIT	80111564RS-KIT	80111664RS-KIT	6	525	
80111174RS-KIT	80111274RS-KIT	80111374RS-KIT	80111474RS-KIT	80111574RS-KIT	80111674RS-KIT	7	610	
80111184RS-KIT	80111284RS-KIT	80111384RS-KIT	80111484RS-KIT	80111584RS-KIT	80111684RS-KIT	8	695	

Images may differ from the actual product and are for illustrative purposes only.

879-880-881 M7 Series

Chain Reference 879 M - K325 880 M - K325 880 M - K330 881 M - K325 881 M - K330

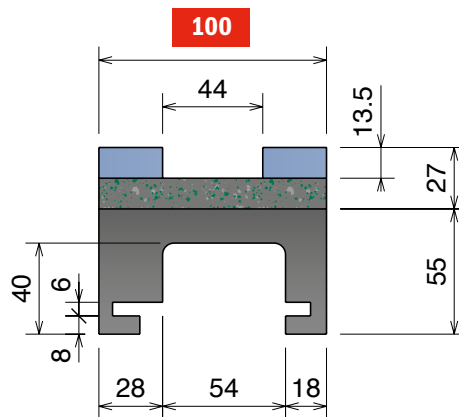
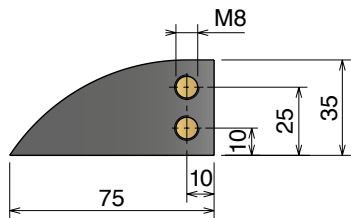
Curve Basic Width = 100 mm; Pitch = 85 mm



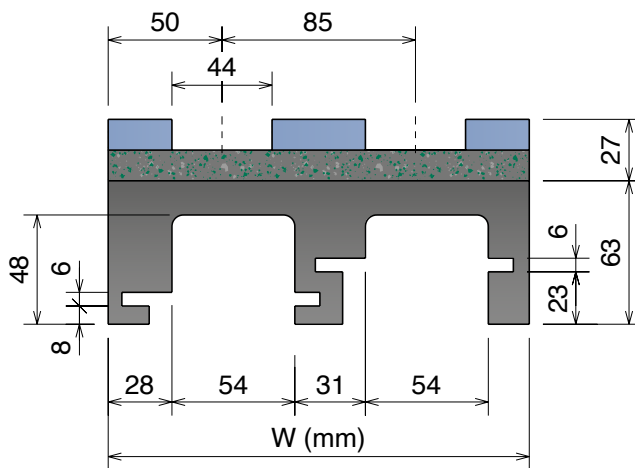
IN & OUT
 AVAILABLE ALSO
 125 mm - 100 mm - 50 mm



Available in
BluLub®



SINGLE TRACK




MULTI TRACK


RS complete curve

MAGNETIC SYSTEM

Solid curve in different materials available on request.

α 15°	α 30°	α 45°	α 60°	α 75°	α 90°	Tracks	W	Material
80111110RS	80111210RS	80111310RS	80111410RS	80111510RS	80111610RS	1	100	 <p>Standard codes are for RS</p> <p>for RS^H add "H"</p> <p>for RS^C add "C"</p>
80111120RS	80111220RS	80111320RS	80111420RS	80111520RS	80111620RS	2	185	
80111130RS	80111230RS	80111330RS	80111430RS	80111530RS	80111630RS	3	270	
80111140RS	80111240RS	80111340RS	80111440RS	80111540RS	80111640RS	4	355	
80111150RS	80111250RS	80111350RS	80111450RS	80111550RS	80111650RS	5	440	
80111160RS	80111260RS	80111360RS	80111460RS	80111560RS	80111660RS	6	525	
80111170RS	80111270RS	80111370RS	80111470RS	80111570RS	80111670RS	7	610	
80111180RS	80111280RS	80111380RS	80111480RS	80111580RS	80111680RS	8	695	

Guides replacement kit

α 15°	α 30°	α 45°	α 60°	α 75°	α 90°	Tracks	W	Material
80111110RS-KIT	80111210RS-KIT	80111310RS-KIT	80111410RS-KIT	80111510RS-KIT	80111610RS-KIT	1	100	 <p>Standard codes are for RS Kit</p> <p>for RS^H Kit replace "RS" with "RS^H"</p> <p>for RS^C Kit replace "RS" with "RS^C"</p>
80111120RS-KIT	80111220RS-KIT	80111320RS-KIT	80111420RS-KIT	80111520RS-KIT	80111620RS-KIT	2	185	
80111130RS-KIT	80111230RS-KIT	80111330RS-KIT	80111430RS-KIT	80111530RS-KIT	80111630RS-KIT	3	270	
80111140RS-KIT	80111240RS-KIT	80111340RS-KIT	80111440RS-KIT	80111540RS-KIT	80111640RS-KIT	4	355	
80111150RS-KIT	80111250RS-KIT	80111350RS-KIT	80111450RS-KIT	80111550RS-KIT	80111650RS-KIT	5	440	
80111160RS-KIT	80111260RS-KIT	80111360RS-KIT	80111460RS-KIT	80111560RS-KIT	80111660RS-KIT	6	525	
80111170RS-KIT	80111270RS-KIT	80111370RS-KIT	80111470RS-KIT	80111570RS-KIT	80111670RS-KIT	7	610	
80111180RS-KIT	80111280RS-KIT	80111380RS-KIT	80111480RS-KIT	80111580RS-KIT	80111680RS-KIT	8	695	

879-880-881 M10 Series

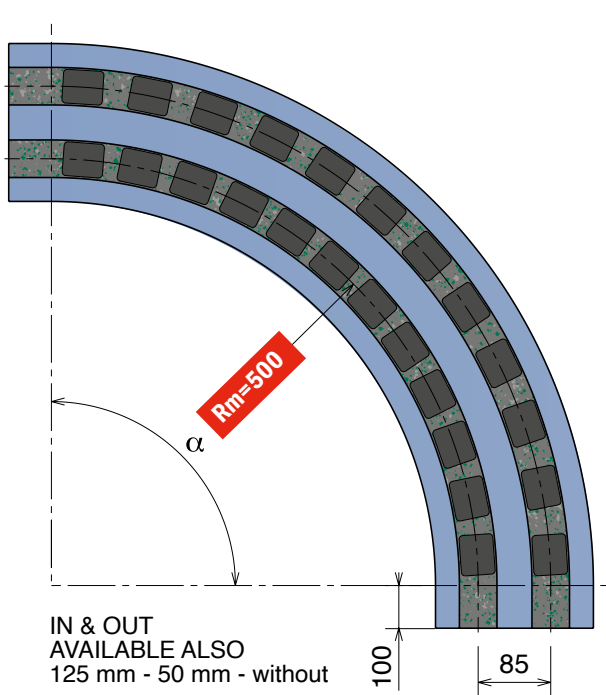
Curve magnetiche, Tab & Bevel / Magnetic, Tab & Bevel corner tracks / Kurvenführungen Magnet, Tab & Bevel Version

Materiale / Material / Materialien:
UHMW-PE riciclato / Recycling UHMW-PE
Rezykliertes UHMW-PE
BluLub Guide / Guides / Gleitprofile

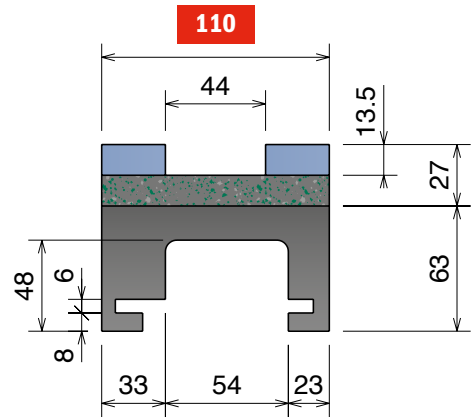
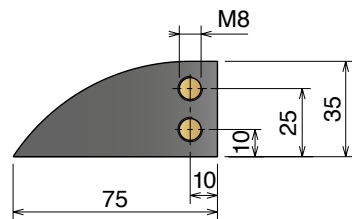
879-880-881 M10 Series

Chain Reference 879 M - K325 880 M - K325 880 M - K330 881 M - K325 881 M - K330

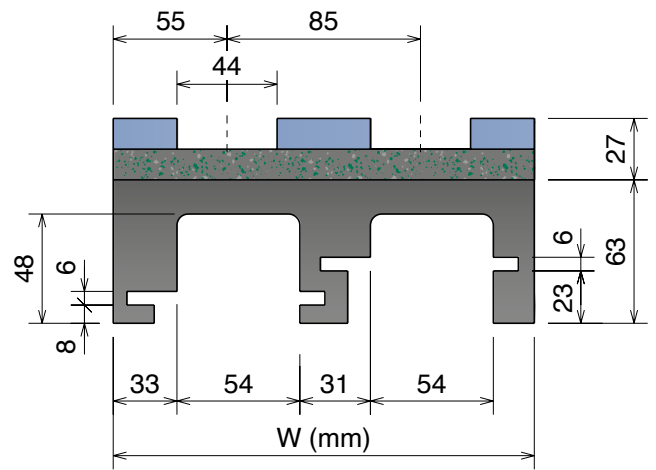
Curve Basic Width = 110 mm; Pitch = 85 mm



Available in
BluLub®



SINGLE TRACK



W (mm)
MULTI TRACK

RS complete curve

MAGNETIC SYSTEM

Solid curve in different materials available on request.

α 15°	α 30°	α 45°	α 60°	α 75°	α 90°	Tracks	W	Material
8111114RS	81111214RS	81111314RS	81111414RS	81111514RS	81111614RS	1	110	<p>Standard codes are for RS for RS^H add "H" for RS^C add "C"</p>
81111124RS	81111224RS	81111324RS	81111424RS	81111524RS	81111624RS	2	195	
81111134RS	81111234RS	81111334RS	81111434RS	81111534RS	81111634RS	3	280	
81111144RS	81111244RS	81111344RS	81111444RS	81111544RS	81111644RS	4	365	
81111154RS	81111254RS	81111354RS	81111454RS	81111554RS	81111654RS	5	450	
81111164RS	81111264RS	81111364RS	81111464RS	81111564RS	81111664RS	6	535	
81111174RS	81111274RS	81111374RS	81111474RS	81111574RS	81111674RS	7	620	
81111184RS	81111284RS	81111384RS	81111484RS	81111584RS	81111684RS	8	705	

Guides replacement kit

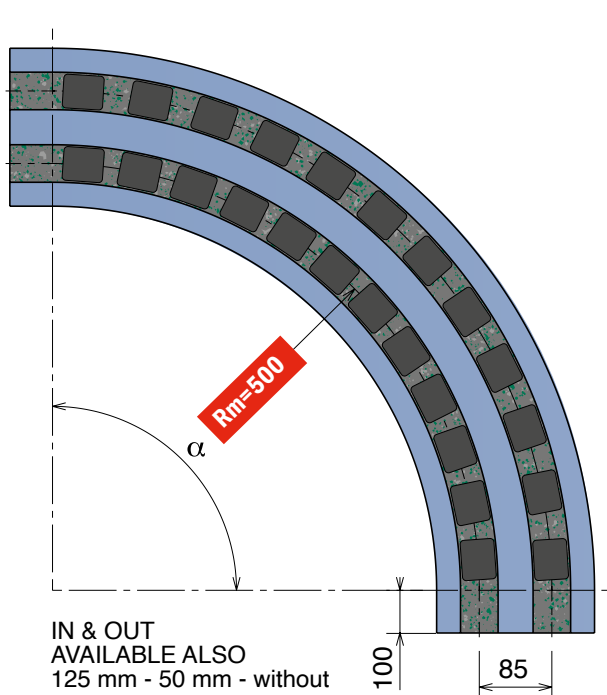
α 15°	α 30°	α 45°	α 60°	α 75°	α 90°	Tracks	W	Material
8111114RS-KIT	81111214RS-KIT	81111314RS-KIT	81111414RS-KIT	81111514RS-KIT	81111614RS-KIT	1	110	<p>Standard codes are for RS Kit for RS^H Kit replace "RS" with "RSH" for RS^C Kit replace "RS" with "RSC"</p>
81111124RS-KIT	81111224RS-KIT	81111324RS-KIT	81111424RS-KIT	81111524RS-KIT	81111624RS-KIT	2	195	
81111134RS-KIT	81111234RS-KIT	81111334RS-KIT	81111434RS-KIT	81111534RS-KIT	81111634RS-KIT	3	280	
81111144RS-KIT	81111244RS-KIT	81111344RS-KIT	81111444RS-KIT	81111544RS-KIT	81111644RS-KIT	4	365	
81111154RS-KIT	81111254RS-KIT	81111354RS-KIT	81111454RS-KIT	81111554RS-KIT	81111654RS-KIT	5	450	
81111164RS-KIT	81111264RS-KIT	81111364RS-KIT	81111464RS-KIT	81111564RS-KIT	81111664RS-KIT	6	535	
81111174RS-KIT	81111274RS-KIT	81111374RS-KIT	81111474RS-KIT	81111574RS-KIT	81111674RS-KIT	7	620	
81111184RS-KIT	81111284RS-KIT	81111384RS-KIT	81111484RS-KIT	81111584RS-KIT	81111684RS-KIT	8	705	

Images may differ from the actual product and are for illustrative purposes only.

879-880-881 M4 Series

Chain Reference 879 M - K325 880 M - K325 880 M - K330 881 M - K325 881 M - K330

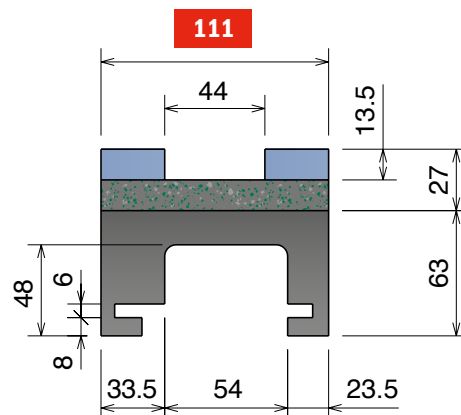
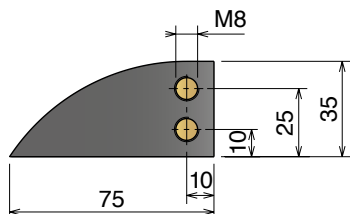
Curve Basic Width = 111 mm; Pitch = 85 mm



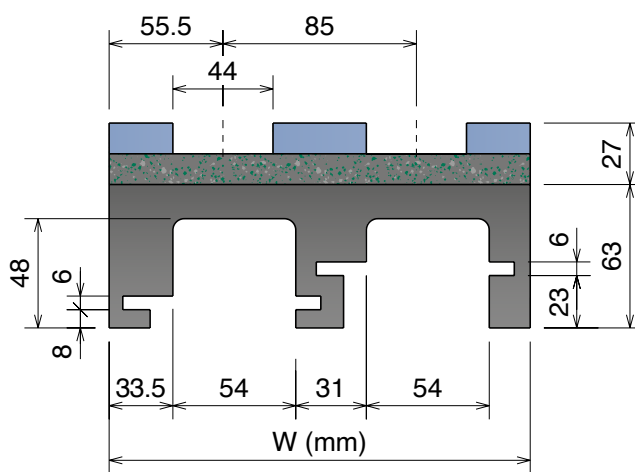
IN & OUT
 AVAILABLE ALSO
 125 mm - 50 mm - without



Available in
BluLub®



SINGLE TRACK



MULTI TRACK

RS complete curve

MAGNETIC SYSTEM

Solid curve in different materials available on request.

α 15°	α 30°	α 45°	α 60°	α 75°	α 90°	Tracks	W	Material
81211114RS	81211214RS	81211314RS	81211414RS	81211514RS	81211614RS	1	111	<p>Standard codes are for RS</p> <p>for RS^H add "H"</p> <p>for RS^C add "C"</p>
81211124RS	81211224RS	81211324RS	81211424RS	81211524RS	81211624RS	2	196	
81211134RS	81211234RS	81211334RS	81211434RS	81211534RS	81211634RS	3	281	
81211144RS	81211244RS	81211344RS	81211444RS	81211544RS	81211644RS	4	366	
81211154RS	81211254RS	81211354RS	81211454RS	81211554RS	81211654RS	5	451	
81211164RS	81211264RS	81211364RS	81211464RS	81211564RS	81211664RS	6	536	
81211174RS	81211274RS	81211374RS	81211474RS	81211574RS	81211674RS	7	621	
81211184RS	81211284RS	81211384RS	81211484RS	81211584RS	81211684RS	8	706	

Guides replacement kit

α 15°	α 30°	α 45°	α 60°	α 75°	α 90°	Tracks	W	Material
81211114RS-KIT	81211214RS-KIT	81211314RS-KIT	81211414RS-KIT	81211514RS-KIT	81211614RS-KIT	1	111	<p>Standard codes are for RS Kit</p> <p>for RS^H Kit replace "RS" with "RS^H"</p> <p>for RS^C Kit replace "RS" with "RS^C"</p>
81211124RS-KIT	81211224RS-KIT	81211324RS-KIT	81211424RS-KIT	81211524RS-KIT	81211624RS-KIT	2	196	
81211134RS-KIT	81211234RS-KIT	81211334RS-KIT	81211434RS-KIT	81211534RS-KIT	81211634RS-KIT	3	281	
81211144RS-KIT	81211244RS-KIT	81211344RS-KIT	81211444RS-KIT	81211544RS-KIT	81211644RS-KIT	4	366	
81211154RS-KIT	81211254RS-KIT	81211354RS-KIT	81211454RS-KIT	81211554RS-KIT	81211654RS-KIT	5	451	
81211164RS-KIT	81211264RS-KIT	81211364RS-KIT	81211464RS-KIT	81211564RS-KIT	81211664RS-KIT	6	536	
81211174RS-KIT	81211274RS-KIT	81211374RS-KIT	81211474RS-KIT	81211574RS-KIT	81211674RS-KIT	7	621	
81211184RS-KIT	81211284RS-KIT	81211384RS-KIT	81211484RS-KIT	81211584RS-KIT	81211684RS-KIT	8	706	

879-880-881 M1 Series

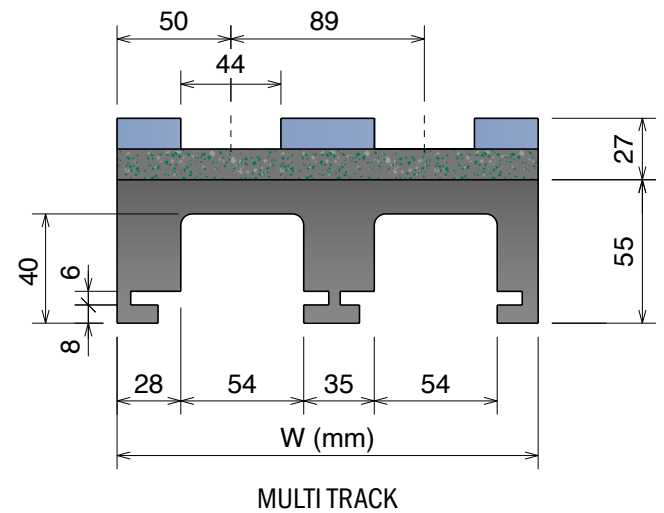
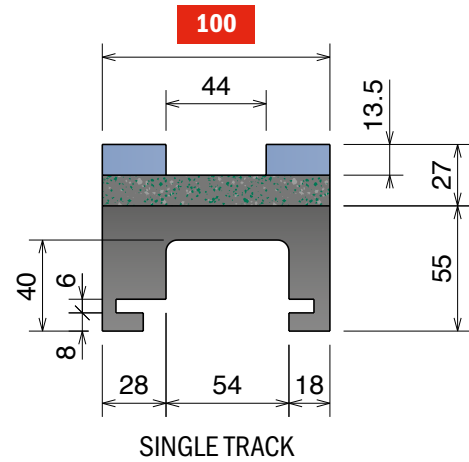
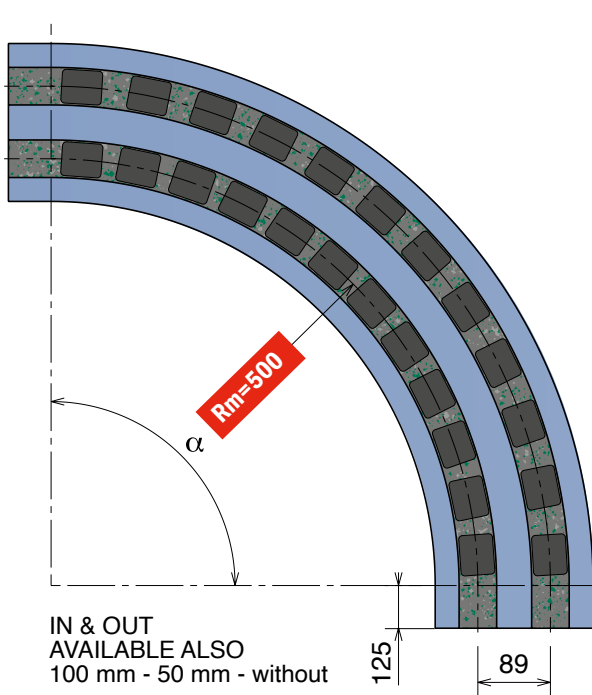
Curve magnetiche, Tab & Bevel / Magnetic, Tab & Bevel corner tracks / Kurvenführungen Magnet, Tab & Bevel Version

Materiale / Material / Materialien:
UHMW-PE riciclato / Recycling UHMW-PE
Rezykliertes UHMW-PE
BluLub Guide / Guides / Gleitprofile

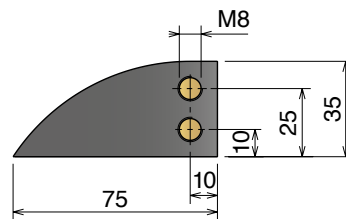
879-880-881 M1 Series

Chain Reference	879 M - K325	880 M - K325	880 M - K330	881 M - K325	881 M - K330
-----------------	--------------	--------------	--------------	--------------	--------------

Curve Basic Width = 100 mm; Pitch = 89 mm



Available in **BluLub®**



RS complete curve

MAGNETIC SYSTEM

Solid curve in different materials available on request.

α 15°	α 30°	α 45°	α 60°	α 75°	α 90°	Tracks	W	Material
83011115RS	83011215RS	83011315RS	83011415RS	83011515RS	83011615RS	1	100	<p>Standard codes are for RS</p> <p>for RS^H add "H"</p> <p>for RS^C add "C"</p>
83011125RS	83011225RS	83011325RS	83011425RS	83011525RS	83011625RS	2	189	
83011135RS	83011235RS	83011335RS	83011435RS	83011535RS	83011635RS	3	278	
83011145RS	83011245RS	83011345RS	83011445RS	83011545RS	83011645RS	4	367	
83011155RS	83011255RS	83011355RS	83011455RS	83011555RS	83011655RS	5	456	
83011165RS	83011265RS	83011365RS	83011465RS	83011565RS	83011665RS	6	545	
83011175RS	83011275RS	83011375RS	83011475RS	83011575RS	83011675RS	7	634	
83011185RS	83011285RS	83011385RS	83011485RS	83011585RS	83011685RS	8	723	

Guides replacement kit

α 15°	α 30°	α 45°	α 60°	α 75°	α 90°	Tracks	W	Material
83011115RS-KIT	83011215RS-KIT	83011315RS-KIT	83011415RS-KIT	83011515RS-KIT	83011615RS-KIT	1	100	<p>Standard codes are for RS Kit</p> <p>for RS^H Kit replace "RS" with "RSH"</p> <p>for RS^C Kit replace "RS" with "RSC"</p>
83011125RS-KIT	83011225RS-KIT	83011325RS-KIT	83011425RS-KIT	83011525RS-KIT	83011625RS-KIT	2	189	
83011135RS-KIT	83011235RS-KIT	83011335RS-KIT	83011435RS-KIT	83011535RS-KIT	83011635RS-KIT	3	278	
83011145RS-KIT	83011245RS-KIT	83011345RS-KIT	83011445RS-KIT	83011545RS-KIT	83011645RS-KIT	4	367	
83011155RS-KIT	83011255RS-KIT	83011355RS-KIT	83011455RS-KIT	83011555RS-KIT	83011655RS-KIT	5	456	
83011165RS-KIT	83011265RS-KIT	83011365RS-KIT	83011465RS-KIT	83011565RS-KIT	83011665RS-KIT	6	545	
83011175RS-KIT	83011275RS-KIT	83011375RS-KIT	83011475RS-KIT	83011575RS-KIT	83011675RS-KIT	7	634	
83011185RS-KIT	83011285RS-KIT	83011385RS-KIT	83011485RS-KIT	83011585RS-KIT	83011685RS-KIT	8	723	

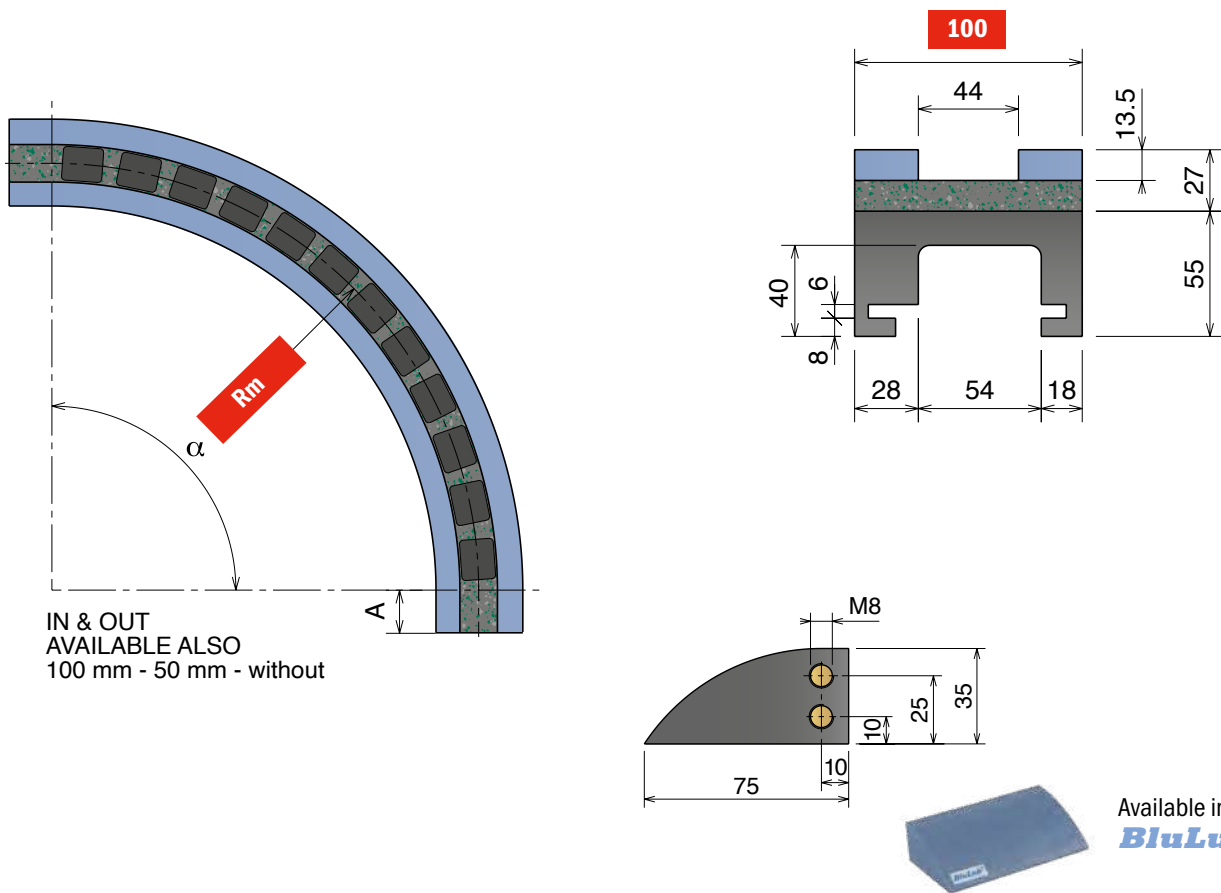
Images may differ from the actual product and are for illustrative purposes only.

Curve magnetiche, Tab & Bevel / Magnetic, Tab & Bevel corner tracks / Kurvenführungen Magnet, Tab & Bevel Version

879-880-881 M5 A/C/D Series

Chain Reference	879 M - K325	880 M - K325	880 M - K330	881 M - K325	881 M - K330
-----------------	--------------	--------------	--------------	--------------	--------------

Curve Basic Width = 100 mm



IN & OUT
 AVAILABLE ALSO
 100 mm - 50 mm - without

Available in
BluLub®

RS complete curve

M5A Series - Rm 680

α 15°	α 30°	α 45°	α 60°	α 75°	α 90°	Tracks	W	A	Rm	Material
80315114RS	80315214RS	80315314RS	80315414RS	80315514RS	80315614RS	1	100	100	680	<p>Standard codes are for RS for RS^H add "H" for RS^C add "C"</p>

M5C Series - Rm 860

α 15°	α 30°	α 45°	α 60°	α 75°	α 90°	Tracks	W	A	Rm
80318115RS	80318215RS	80318315RS	80318415RS	80318515RS	80318615RS	1	100	125	860

M5D Series - Rm 1000

α 15°	α 30°	α 45°	α 60°	α 75°	α 90°	Tracks	W	A	Rm
80319110RS	80319210RS	80319310RS	80319410RS	80319510RS	80319610RS	1	100	0	1000

MAGNETIC SYSTEM

Solid curve in different materials available on request.

Guides replacement kit

M5A Series - Rm 680

α 15°	α 30°	α 45°	α 60°	α 75°	α 90°	Tracks	W	A	Rm	Material
80315114RS-KIT	80315214RS-KIT	80315314RS-KIT	80315414RS-KIT	80315514RS-KIT	80315614RS-KIT	1	100	100	680	<p>Standard codes are for RS Kit for RS^H Kit replace "RS" with "RS^H" for RS^C Kit replace "RS" with "RS^C"</p>

M5C Series - Rm 860

α 15°	α 30°	α 45°	α 60°	α 75°	α 90°	Tracks	W	A	Rm
80318115RS-KIT	80318215RS-KIT	80318315RS-KIT	80318415RS-KIT	80318515RS-KIT	80318615RS-KIT	1	100	125	860

M5D Series - Rm 1000

α 15°	α 30°	α 45°	α 60°	α 75°	α 90°	Tracks	W	A	Rm
80319110RS-KIT	80319210RS-KIT	80319310RS-KIT	80319410RS-KIT	80319510RS-KIT	80319610RS-KIT	1	100	0	1000

879-880-881 M8 Series

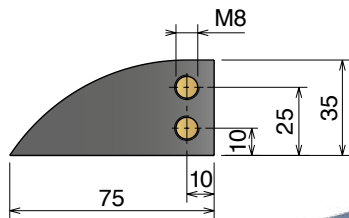
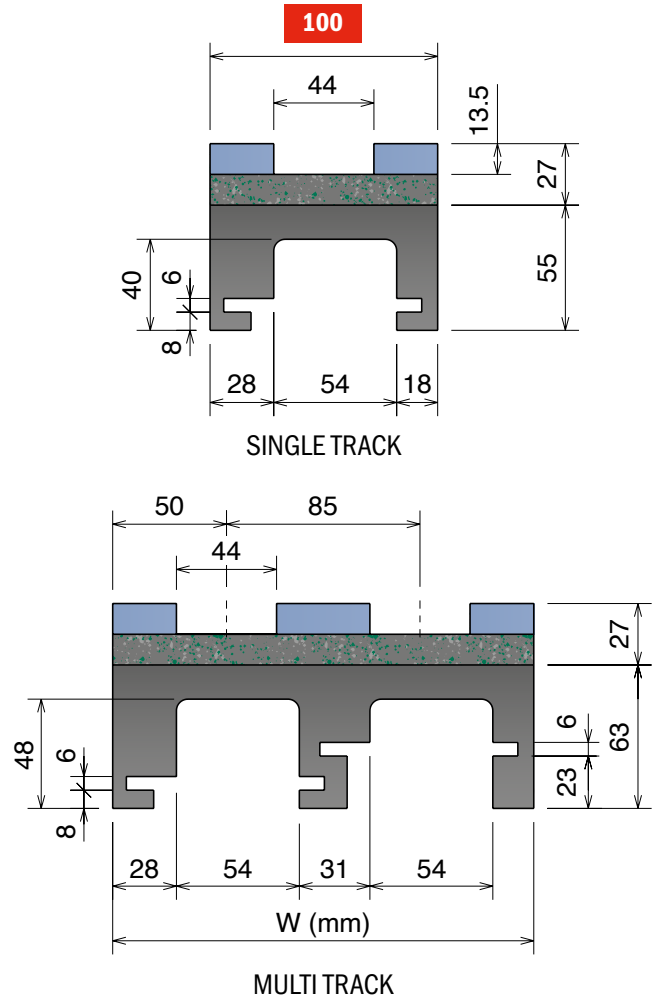
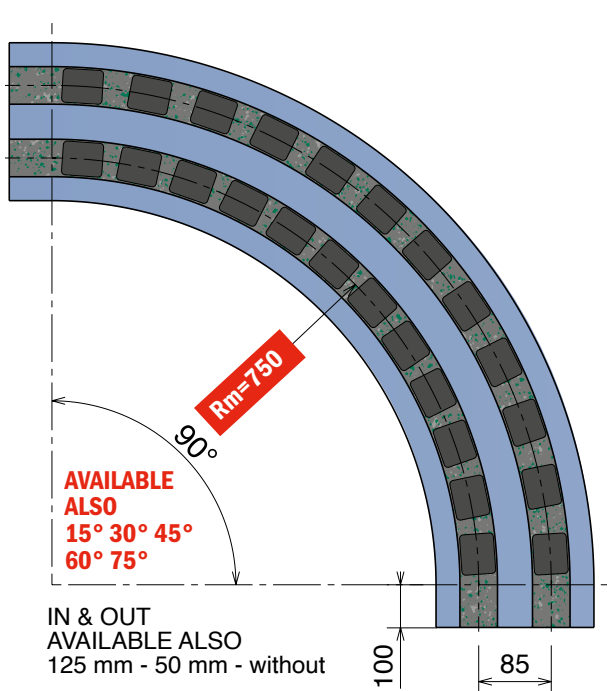
Curve magnetic, Tab & Bevel / Magnetic, Tab & Bevel corner tracks / Kurvenführungen Magnet, Tab & Bevel Version

Materiale / Material / Materialien:
UHMW-PE riciclato / Recycling UHMW-PE
Rezykliertes UHMW-PE
BluLub Guide / Guides / Gleitprofile

879-880-881 M8 Series

Chain Reference	879 M - K325	880 M - K325	880 M - K330	881 M - K325	881 M - K330
-----------------	--------------	--------------	--------------	--------------	--------------

Curve Basic Width = 100 mm; Pitch = 85 mm



Available in
BluLub®

RS complete curve

α 90°	Tracks	W	Material
80216614RS	1	100	Standard codes are for RS
80216624RS	2	185	
80216634RS	3	270	
80216644RS	4	355	for RS^H
80216654RS	5	440	add "H"
80216664RS	6	525	for RS^C
80216674RS	7	610	add "C"
80216684RS	8	695	

Guides replacement kit

α 90°	Tracks	W	Material
80216614RS-KIT	1	100	Standard codes are for RS Kit
80216624RS-KIT	2	185	
80216634RS-KIT	3	270	
80216644RS-KIT	4	355	for RS^H Kit
80216654RS-KIT	5	440	replace "RS" with "RSH"
80216664RS-KIT	6	525	for RS^C Kit
80216674RS-KIT	7	610	replace "RS" with "RSC"
80216684RS-KIT	8	695	

MAGNETIC SYSTEM

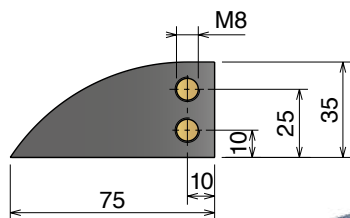
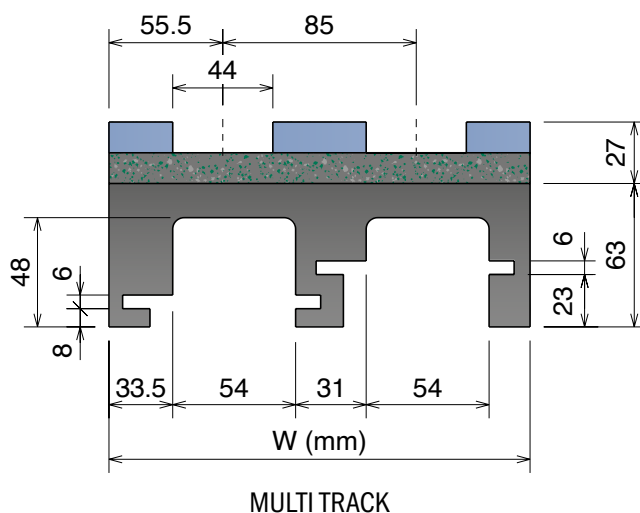
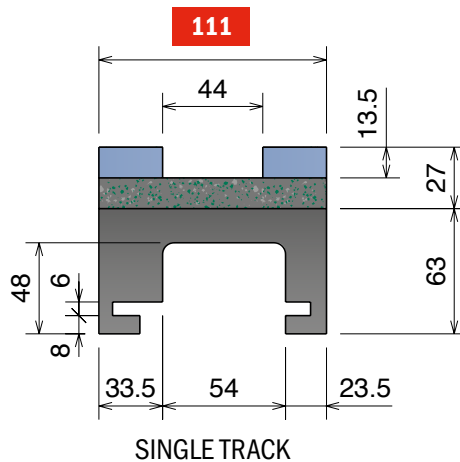
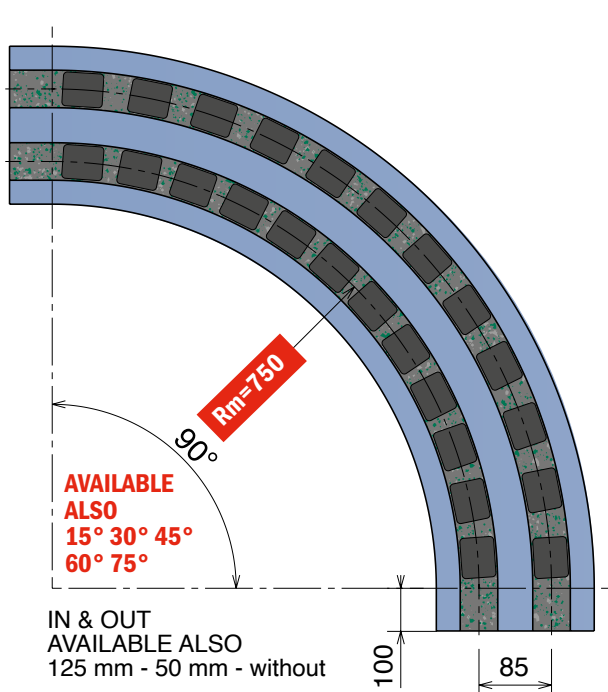
Solid curve in different materials
available on request.

Images may differ from the actual product and are for illustrative purposes only.

879-880-881 M42 Series

Chain Reference 879 M - K325 880 M - K325 880 M - K330 881 M - K325 881 M - K330

Curve Basic Width = 111 mm; Pitch = 85 mm



Available in
BluLub®

RS complete curve

α 90°	Tracks	W	Material
81316614RS	1	111	Standard codes are for RS
81316624RS	2	196	
81316634RS	3	281	for RS^H add "H"
81316644RS	4	366	
81316654RS	5	451	for RS^C add "C"
81316664RS	6	536	
81316674RS	7	621	
81316684RS	8	706	

Guides replacement kit

α 90°	Tracks	W	Material
81316614RS-KIT	1	111	Standard codes are for RS Kit
81316624RS-KIT	2	196	
81316634RS-KIT	3	281	for RS^H Kit replace "RS" with "RS ^H "
81316644RS-KIT	4	366	
81316654RS-KIT	5	451	for RS^C Kit replace "RS" with "RS ^C "
81316664RS-KIT	6	536	
81316674RS-KIT	7	621	
81316684RS-KIT	8	706	

MAGNETIC SYSTEM

Solid curve in different materials available on request.

879-880-881 M9 Series

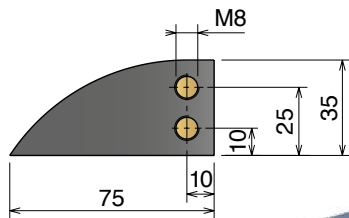
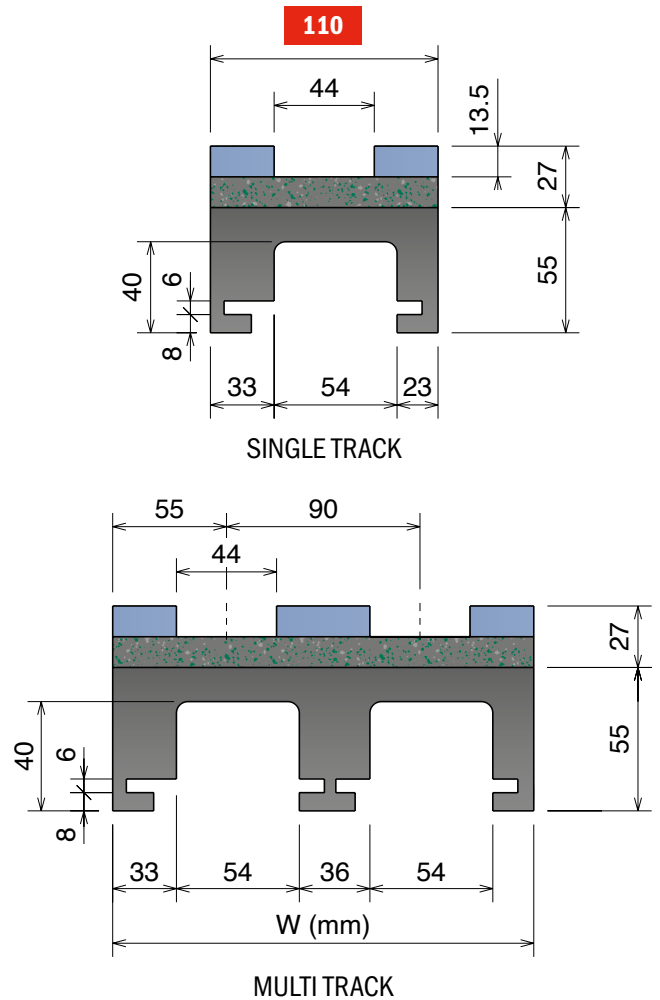
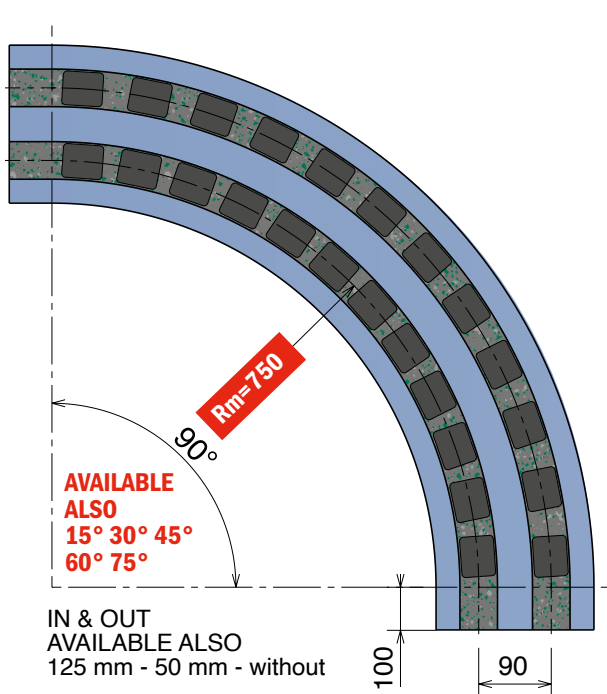
Curve magnetic, Tab & Bevel / Magnetic, Tab & Bevel corner tracks / Kurvenführungen Magnet, Tab & Bevel Version

Materiale / Material / Materialien:
 UHMW-PE riciclato / Recycling UHMW-PE
 Rezykliertes UHMW-PE
 BluLub Guide / Guides / Gleitprofile

879-880-881 M9 Series

Chain Reference	879 M - K325	880 M - K325	880 M - K330	881 M - K325	881 M - K330
-----------------	--------------	--------------	--------------	--------------	--------------

Curve Basic Width = 110 mm; Pitch = 90 mm



Available in **BluLub®**

RS complete curve

α 90°	Tracks	W	Material
81416614RS	1	110	Standard codes are for RS
81416624RS	2	200	
81416634RS	3	290	for RS^H add "H"
81416644RS	4	380	
81416654RS	5	470	for RS^C add "C"
81416664RS	6	560	
81416674RS	7	650	
81416684RS	8	740	

Guides replacement kit

α 90°	Tracks	W	Material
81416614RS-KIT	1	110	Standard codes are for RS Kit
81416624RS-KIT	2	200	
81416634RS-KIT	3	290	for RS^H Kit replace "RS" with "RSH"
81416644RS-KIT	4	380	
81416654RS-KIT	5	470	for RS^C Kit replace "RS" with "RSC"
81416664RS-KIT	6	560	
81416674RS-KIT	7	650	
81416684RS-KIT	8	740	

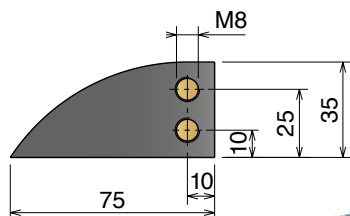
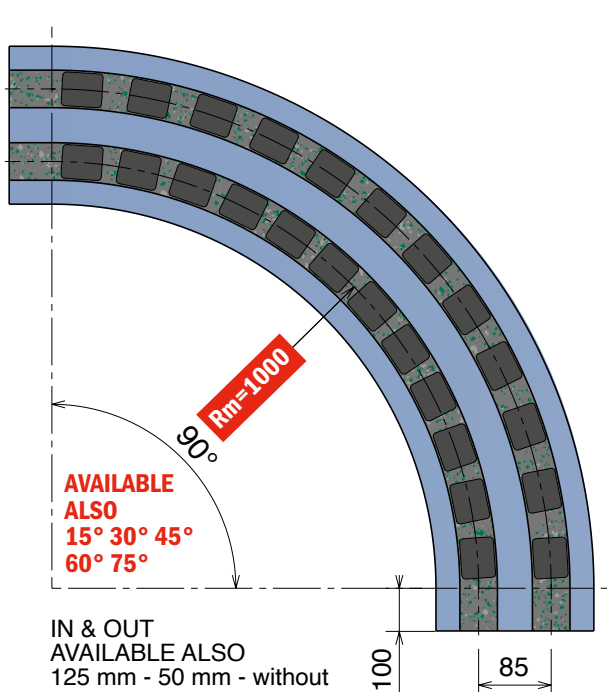
MAGNETIC SYSTEM

Solid curve in different materials available on request.

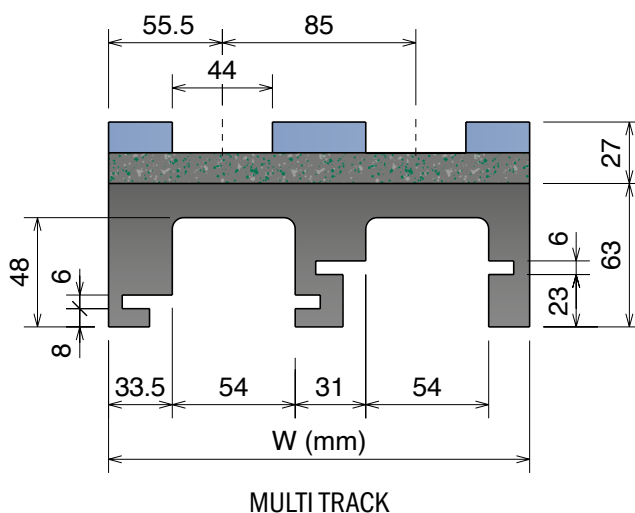
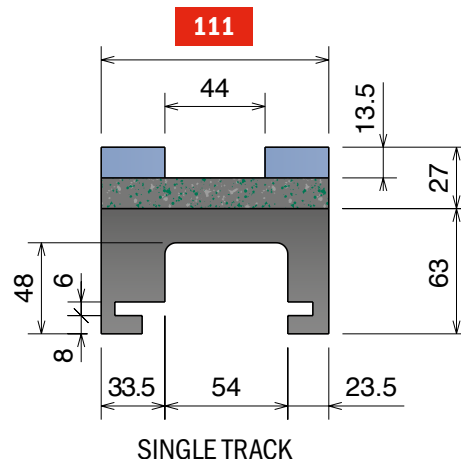
879-880-881 M43 Series

Chain Reference 879 M - K325 880 M - K325 880 M - K330 881 M - K325 881 M - K330 Delivery: **Easy** **Standard**

Curve Basic Width = 111 mm; Pitch = 85 mm



Available in
BluLub®



RS complete curve

α 90°	Tracks	W	Material
81219614RS	1	111	Standard codes are for RS
81219624RS	2	196	
81219634RS	3	281	for RS^H add "H"
81219644RS	4	366	
81219654RS	5	451	for RS^C add "C"
81219664RS	6	536	
81219674RS	7	621	
81219684RS	8	706	

Guides replacement kit

α 90°	Tracks	W	Material
81219614RS-KIT	1	111	Standard codes are for RS Kit
81219624RS-KIT	2	196	
81219634RS-KIT	3	281	for RS^H Kit replace "RS" with "RS ^H "
81219644RS-KIT	4	366	
81219654RS-KIT	5	451	for RS^C Kit replace "RS" with "RS ^C "
81219664RS-KIT	6	536	
81219674RS-KIT	7	621	
81219684RS-KIT	8	706	

MAGNETIC SYSTEM

Solid curve in different materials
 available on request.

879-880-881 M21A Series

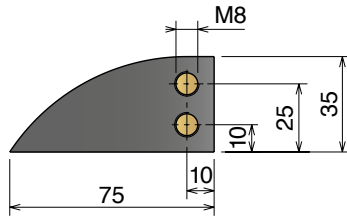
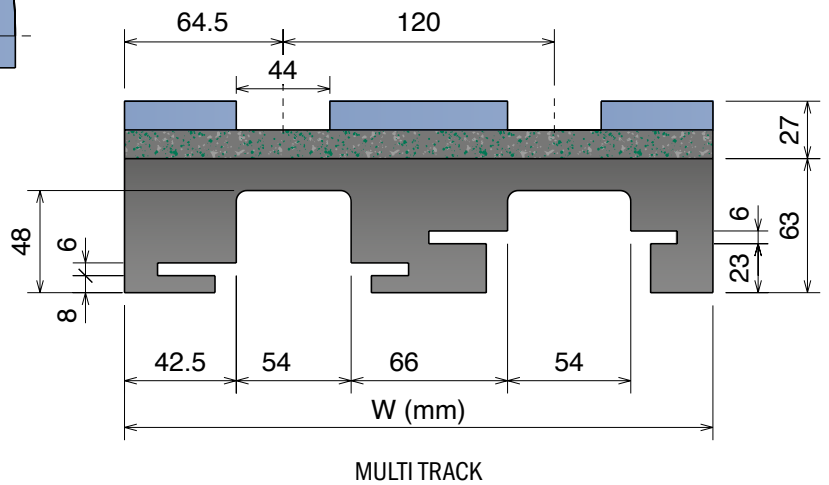
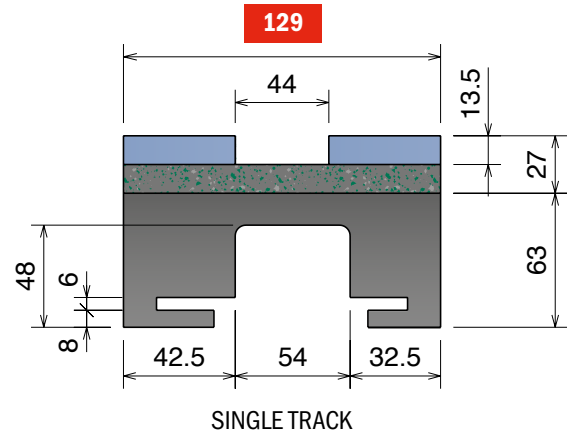
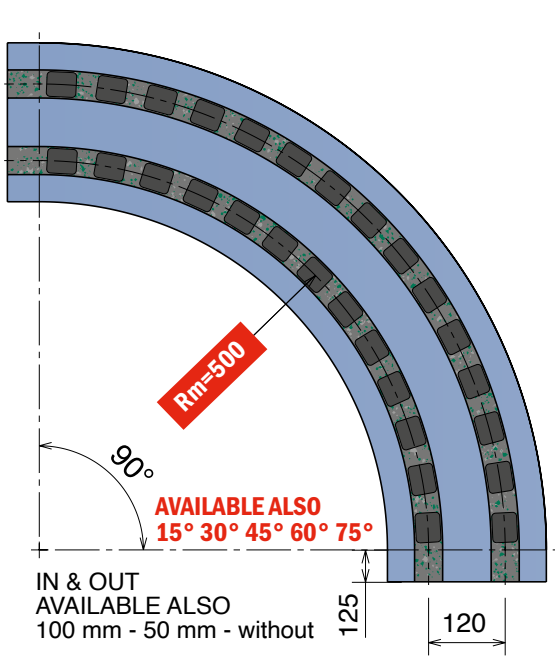
Curve magnetic, Tab & Bevel / Magnetic, Tab & Bevel corner tracks / Kurvenführungen Magnet, Tab & Bevel Version

Materiale / Material / Materialien:
UHMW-PE riciclato / Recycling UHMW-PE
Rezykliertes UHMW-PE
BluLub Guide / Guides / Gleitprofile

879-880-881 M21A Series

Chain Reference 879 M - K450 880 M - K450 881 M - K450

Curve Basic Width = 129 mm; Pitch = 120 mm



Available in
BluLub®

RS complete curve

α 90°	Tracks	W	Material
81511615RS	1	129	Standard codes are for RS
81511625RS	2	249	
81511635RS	3	369	for RS^H add "H"
81511645RS	4	489	
81511655RS	5	609	for RS^C add "C"

Guides replacement kit

α 90°	Tracks	W	Material
81511615RS-KIT	1	129	Standard codes are for RS Kit
81511625RS-KIT	2	249	
81511635RS-KIT	3	369	for RS^H Kit replace "RS" with "RSH"
81511645RS-KIT	4	489	
81511655RS-KIT	5	609	for RS^C Kit replace "RS" with "RSC"

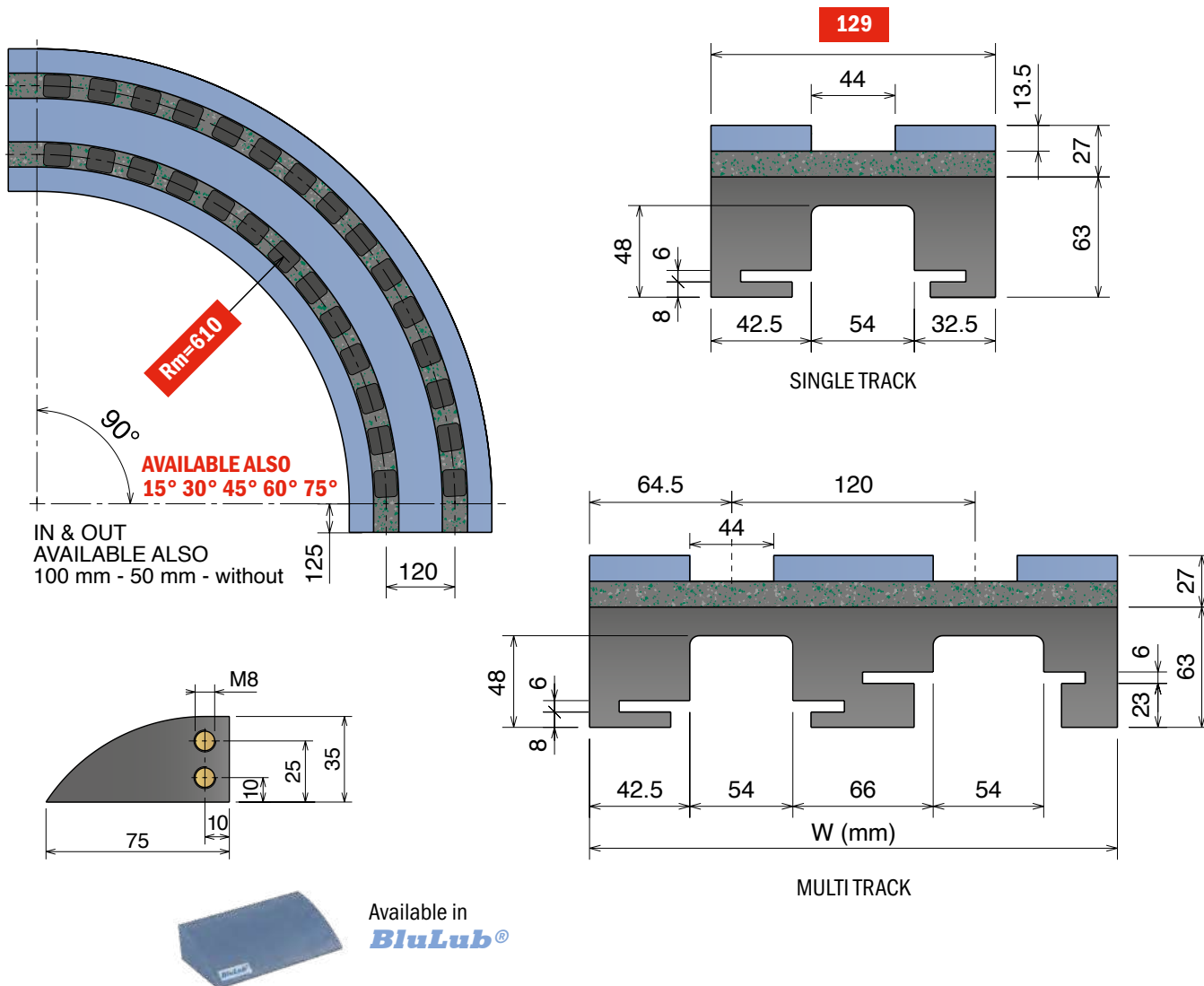
MAGNETIC SYSTEM

Solid curve in different materials
available on request.

879-880-881 M22A Series

Chain Reference 879 M - K450 880 M - K450 881 M - K450

Curve Basic Width = 129 mm; Pitch = 120 mm



RS complete curve

α 90°	Tracks	W	Material
80413615RS	1	129	Standard codes are for RS
80413625RS	2	249	
80413635RS	3	369	for RS^H add "H"
80413645RS	4	489	
80413655RS	5	609	for RS^C add "C"

Guides replacement kit

α 90°	Tracks	W	Material
80413615RS-KIT	1	129	Standard codes are for RS Kit
80413625RS-KIT	2	249	
80413635RS-KIT	3	369	for RS^H Kit replace "RS" with "RS ^H "
80413645RS-KIT	4	489	
80413655RS-KIT	5	609	for RS^C Kit replace "RS" with "RS ^C "

MAGNETIC SYSTEM

Solid curve in different materials available on request.

879-880-881 M27 Series

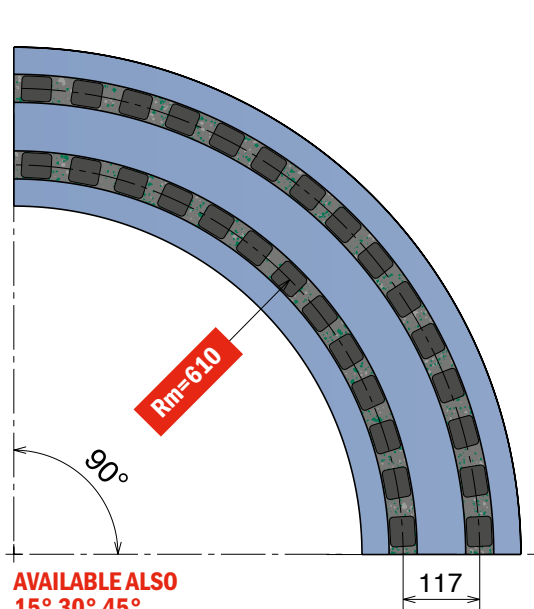
Curve magnetiche, Tab & Bevel / Magnetic, Tab & Bevel corner tracks / Kurvenführungen Magnet, Tab & Bevel Version

Materiale / Material / Materialien:
UHMW-PE riciclato / Recycling UHMW-PE
Rezykliertes UHMW-PE
BluLub Guide / Guides / Gleitprofile

879-880-881 M27 Series

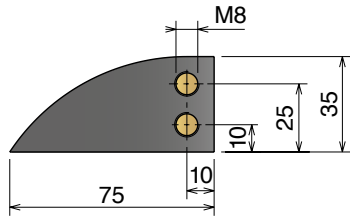
Chain Reference 879 M - K450 880 M - K450 881 M - K450

Curve Basic Width = 129 mm; Pitch = 117 mm

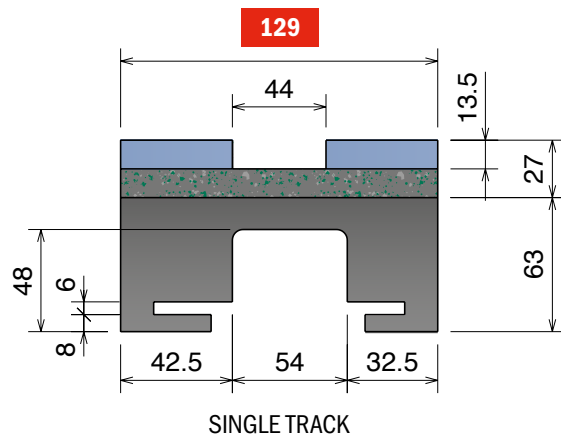


AVAILABLE ALSO
15° 30° 45°
60° 75°

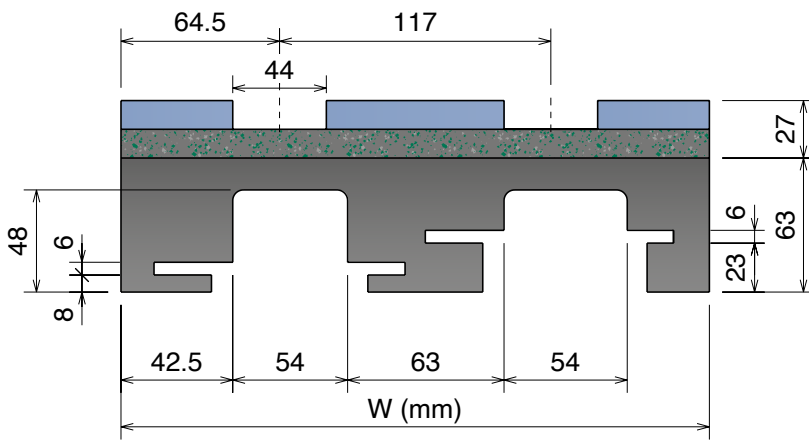
IN & OUT
AVAILABLE ALSO
100 mm - 50 mm



Available in
BluLub®



SINGLE TRACK



MULTI TRACK

RS complete curve

α 90°	Tracks	W	Material
83113610RS	1	129	Standard codes are for RS
83113620RS	2	246	
83113630RS	3	363	for RS^H add "H"
83113640RS	4	480	
83113650RS	5	597	for RS^C add "C"
83113660RS	6	714	
83113670RS	7	831	
83113680RS	8	948	

Guides replacement kit

α 90°	Tracks	W	Material
83113610RS-KIT	1	129	Standard codes are for RS Kit
83113620RS-KIT	2	246	
83113630RS-KIT	3	363	for RS^H Kit replace "RS" with "RSH"
83113640RS-KIT	4	480	
83113650RS-KIT	5	597	for RS^C Kit replace "RS" with "RSC"
83113660RS-KIT	6	714	
83113670RS-KIT	7	831	
83113680RS-KIT	8	948	

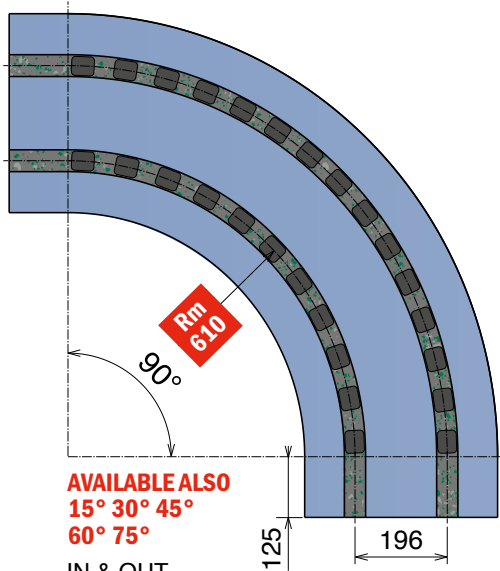
MAGNETIC SYSTEM

Solid curve in different materials
available on request.

880-881 M61 Series

Chain Reference 880 M - K750 881 M - K750

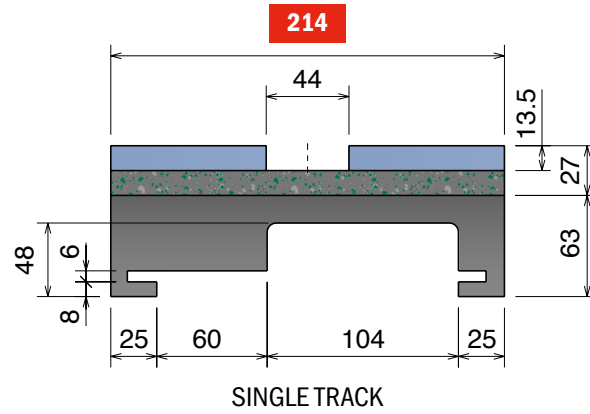
Curve Basic Width = 214 mm; Pitch = 196 mm



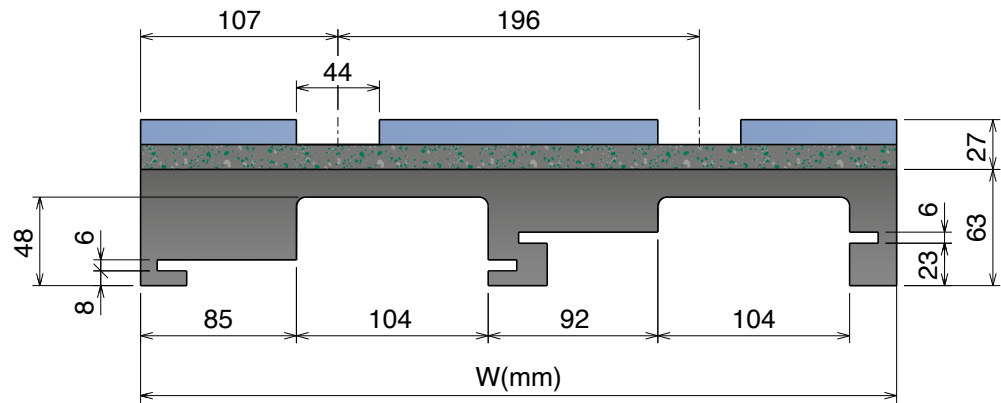
AVAILABLE ALSO
 15° 30° 45°
 60° 75°

IN & OUT
 AVAILABLE ALSO
 100 mm - 50 mm
 without

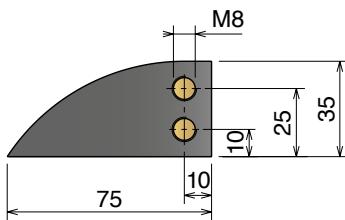
125 196



SINGLE TRACK




W(mm)
 MULTI TRACK




Available in
BluLub®

RS complete curve

α 90°	Tracks	W	Material
81613615RS	1	214	 Standard codes are for RS for RS^H add "H" for RS^C add "C"
81613625RS	2	410	
81613635RS	3	606	

Guides replacement kit

α 90°	Tracks	W	Material
81613615RS-KIT	1	214	 Standard codes are for RS Kit for RS^H Kit replace "RS" with "RS ^H " for RS^C Kit replace "RS" with "RS ^C "
81613625RS-KIT	2	410	
81613635RS-KIT	3	606	

MAGNETIC SYSTEM

Solid curve in different materials
 available on request.

880-881 M62/66/65 Series

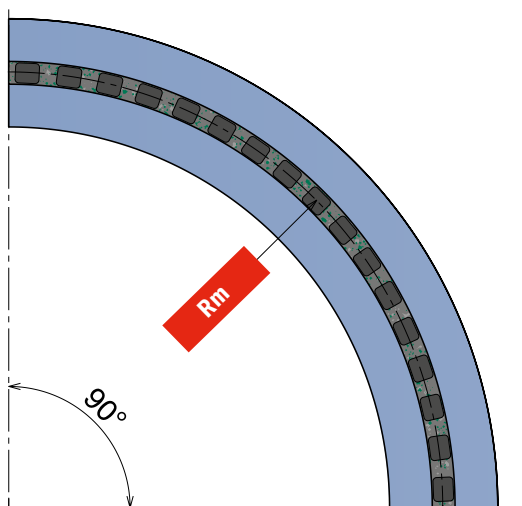
Curve magnetiche, Tab & Bevel / Magnetic, Tab & Bevel corner tracks / Kurvenführungen Magnet, Tab & Bevel Version

Materiale / Material / Materialien:
UHMW-PE riciclato / Recycling UHMW-PE
Rezykliertes UHMW-PE
BluLub Guide / Guides / Gleitprofile

880-881 M62/66/65 Series

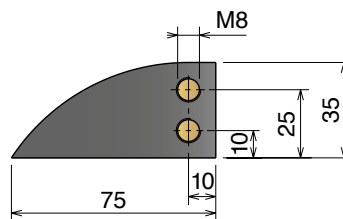
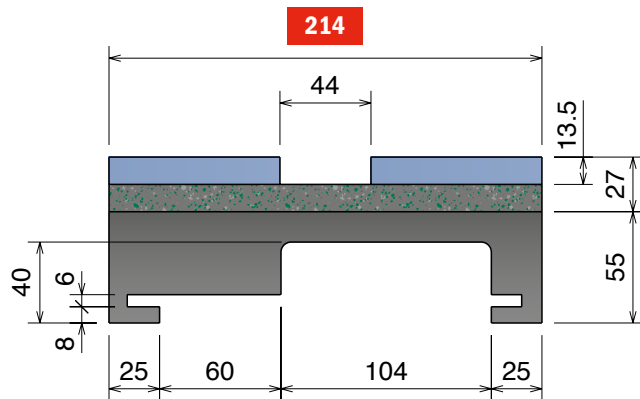
Chain Reference	880 M - K750	881 M - K750
-----------------	--------------	--------------

Curve Basic Width = 214 mm



AVAILABLE ALSO
15° 30° 45°
60° 75°

IN & OUT
AVAILABLE ALSO
125 mm - 100 mm
50 mm






Available in
BluLub®

RS complete curve

α 90°	Tracks	W	Rm	Material
80716610RS	1	214	750	 Standard codes are for RS
80718610RS	1	214	860	
80719610RS	1	214	1000	
				 for RS^H add " H "
				 for RS^C add " C "

Guides replacement kit

α 90°	Tracks	W	Rm	Material
80716610RS-KIT	1	214	750	 Standard codes are for RS Kit
80718610RS-KIT	1	214	860	
80719610RS-KIT	1	214	1000	
				 for RS^H Kit replace " RS " with " RS^H "
				 for RS^C Kit replace " RS " with " RS^C "

MAGNETIC SYSTEM

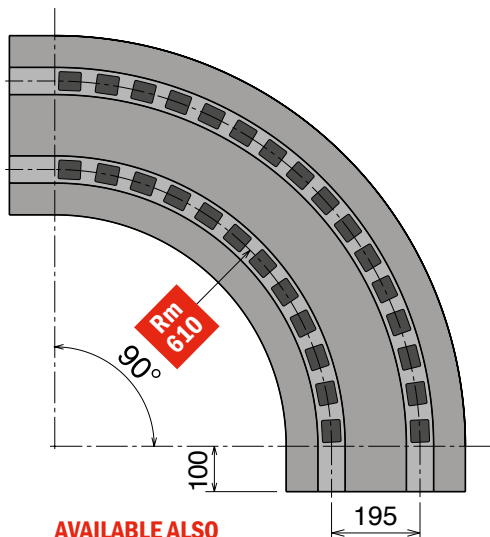
Solid curve in different materials
available on request.

Images may differ from the actual product and are for illustrative purposes only.

882 M81 Series

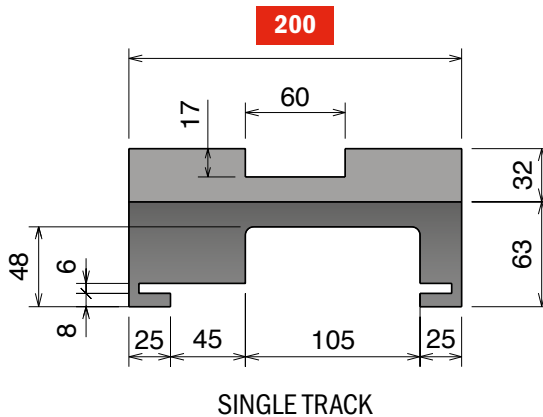
Chain Reference 882 M - K750

Curve Basic Width = 200 mm; Pitch = 195 mm

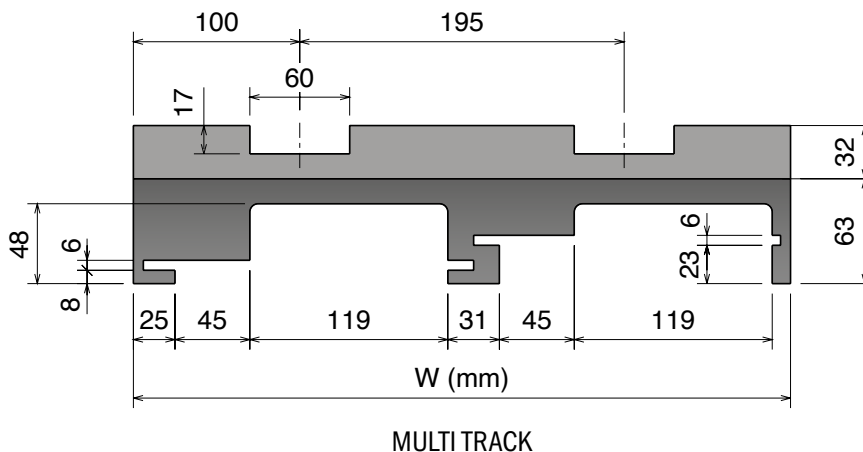


AVAILABLE ALSO
 15° 30° 45°
 60° 75°

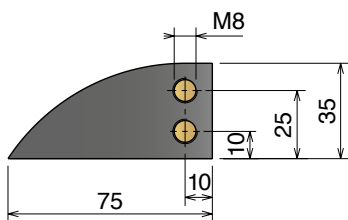
IN & OUT
 AVAILABLE ALSO
 125 mm - 50 mm
 without



SINGLE TRACK



MULTI TRACK



Available in
BluLub®

SOLID complete curve

α 90°	Tracks	W	Material
81713614	1	200	Standard codes for UHMW-PE
81713624	2	395	
81713634	3	590	for BluLub® add "B"
81713644	4	785	



for **C Abrasive**
 add "C"

RS complete curve

α 90°	Tracks	W	Material
81713614RS	1	200	Standard codes are for RS
81713624RS	2	395	
81713634RS	3	590	add "-KIT" for BluLub® Guides replaceable kit
81713644RS	4	785	

Available in **RS^H** and **RS^C** version on request.

MAGNETIC SYSTEM

MAGNETIC SYSTEM

882-8857 M85 Series

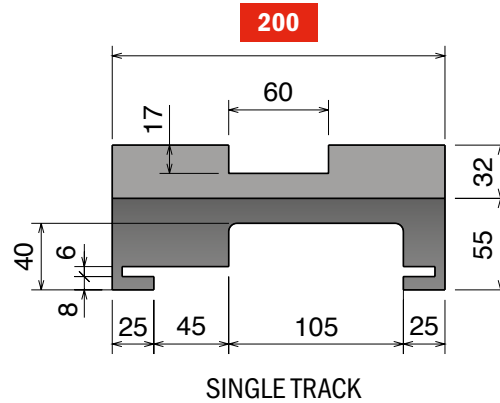
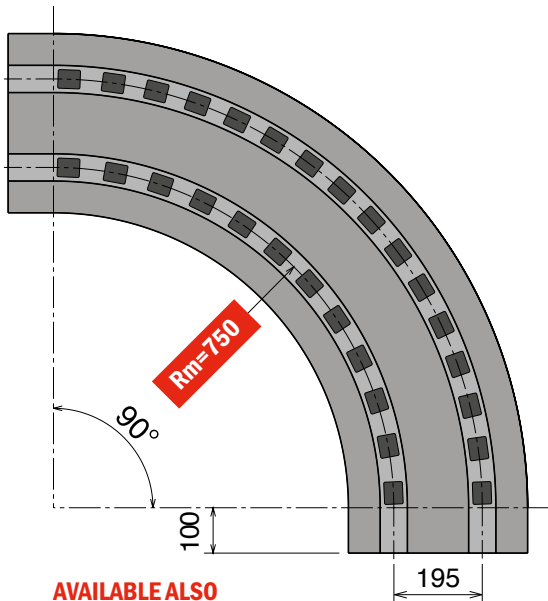
Curve magnetiche, Tab & Bevel / Magnetic, Tab & Bevel corner tracks / Kurvenführungen Magnet, Tab & Bevel Version

Materiale / Material / Materialien:
 Polietilene UHMW-PE
 Polyethylene UHMW-PE
 Polyäthylen UHMW-PE

882-8857 M85 Series

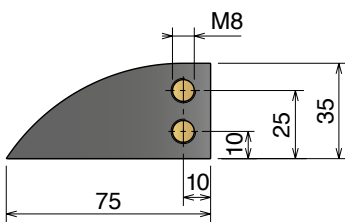
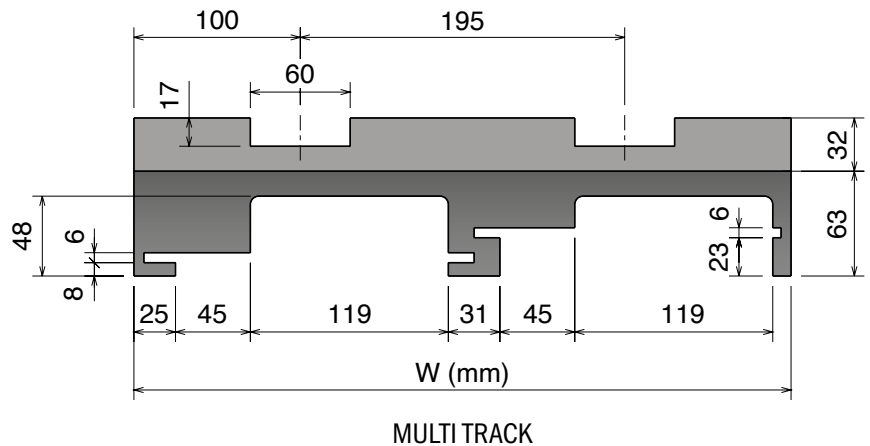
Chain Reference 882 M - K750 8857 M - K750

Curve Basic Width = 200 mm; Pitch = 195 mm






AVAILABLE ALSO
 15° 30° 45°
 60° 75°


IN & OUT
 AVAILABLE ALSO
 125 mm - 50 mm
 without



SOLID complete curve

α 90°	Tracks	W	Material
81816614	1	200	 Standard codes for UHMW-PE  for BluLub® add "B"  for C Abrasive add "C"
81816624	2	395	
81816634	3	590	

RS complete curve

α 90°	Tracks	W	Material
81816614RS	1	200	 Standard codes are for RS add "-KIT" for BluLub® Guides replaceable kit
81816624RS	2	395	
81816634RS	3	590	

Available in **RS_H** and **RS_C** version on request.

MAGNETIC SYSTEM

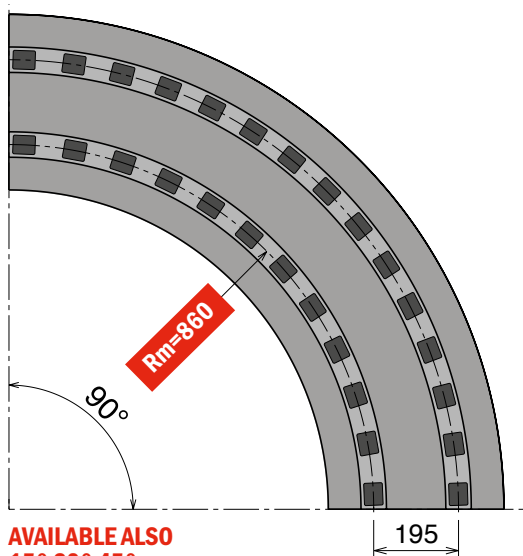
MAGNETIC SYSTEM

Images may differ from the actual product and are for illustrative purposes only.

882-8857 M86 Series

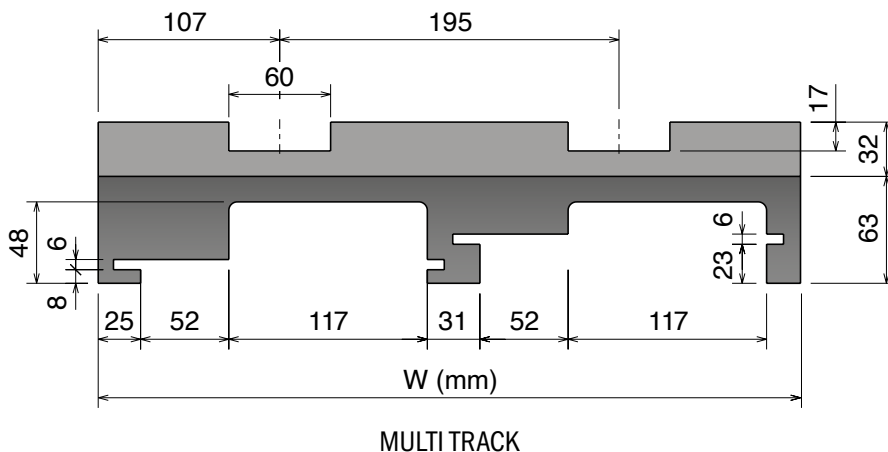
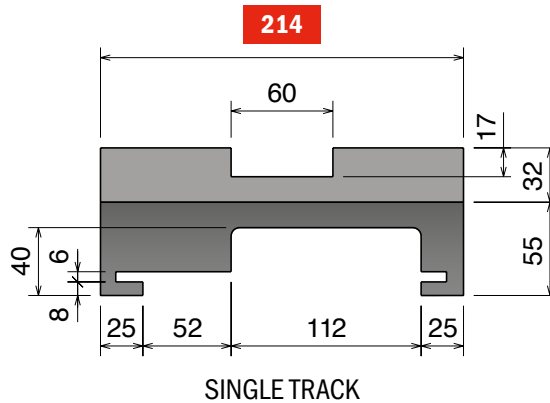
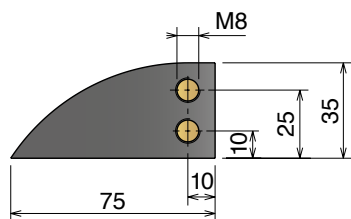
Chain Reference 882 M - K750 8857 M - K750

Curve Basic Width = 214 mm; Pitch = 200 mm






AVAILABLE ALSO
 15° 30° 45°
 60° 75°

IN & OUT
 AVAILABLE ALSO
 125 mm - 100 mm
 50 mm - without




Available in
BluLub®

SOLID complete curve

α 90°	Tracks	W	Material
80818610	1	214	 Standard codes for UHMW-PE  for BluLub® add "B"  for C Abrasive add "C"
80818620	2	414	
80818630	3	614	

RS complete curve

α 90°	Tracks	W	Material
80818610RS	1	214	 Standard codes are for RS add "-KIT" for BluLub® Guides replaceable kit
80818620RS	2	414	
80818630RS	3	614	

Available in **RS^H** and **RS^C** version on request.

MAGNETIC SYSTEM

MAGNETIC SYSTEM

882-8857 M80 Series

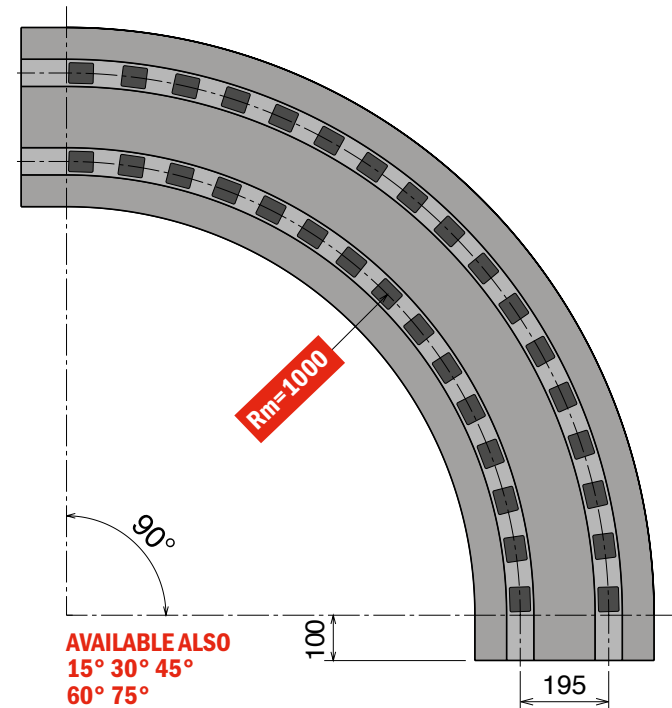
Curve magnetiche, Tab & Bevel / Magnetic, Tab & Bevel corner tracks / Kurvenführungen Magnet, Tab & Bevel Version

Materiale / Material / Materialien:
 Polietilene UHMW-PE
 Polyethylene UHMW-PE
 Polyäthylen UHMW-PE

882-8857 M80 Series

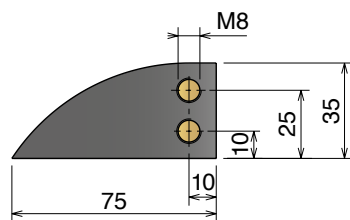
Chain Reference 882 M - K750 8857 M - K750

Curve Basic Width = 200 mm; Pitch = 195 mm

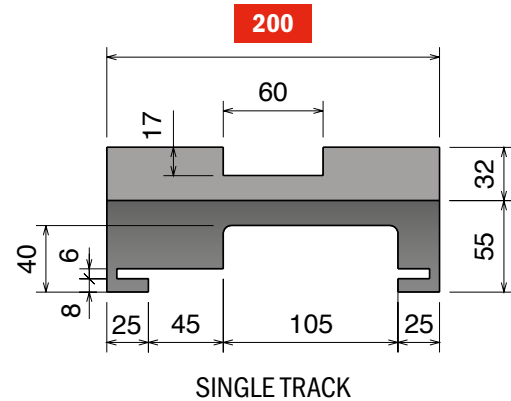


AVAILABLE ALSO
 15° 30° 45°
 60° 75°

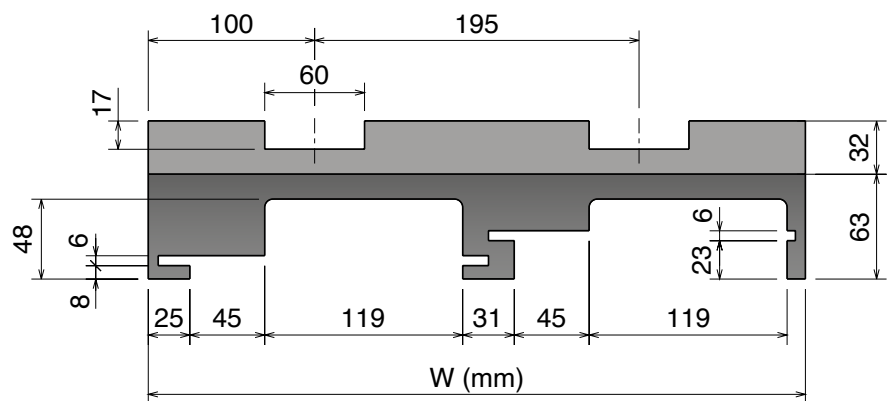
IN & OUT
 AVAILABLE ALSO
 125 mm - 50 mm
 without



Available in
BluLub®






SINGLE TRACK




W (mm)
 MULTI TRACK

SOLID complete curve

α 90°	Tracks	W	Material
81919614	1	200	 Standard codes for UHMW-PE  for BluLub® add "B"  for C Abrasive add "C"
81919624	2	395	
81919634	3	590	

RS complete curve

α 90°	Tracks	W	Material
81919614RS	1	200	 Standard codes are for RS add "-KIT" for BluLub® Guides replaceable kit
81919624RS	2	395	
81919634RS	3	590	

Available in **RS_H** and **RS_C** version on request.

MAGNETIC SYSTEM

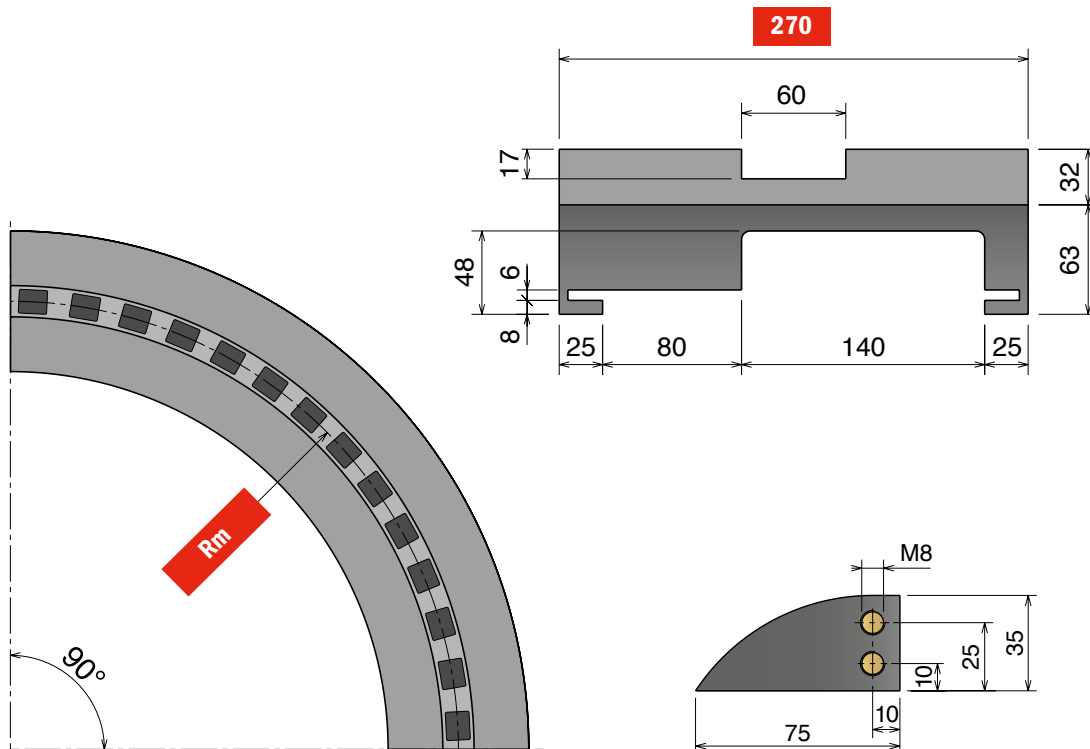
MAGNETIC SYSTEM

Images may differ from the actual product and are for illustrative purposes only.

882 M M93/M94 Series

Chain Reference 882 M - K1000

Curve Basic Width = 270 mm






AVAILABLE ALSO
 15° 30° 45°
 60° 75°

IN & OUT
 AVAILABLE ALSO
 125 mm - 100 mm - 50 mm



Available in **BluLub®**

SOLID complete curve

α 90°	Tracks	W	Rm	Material
80918610	1	270	860	 Standard codes for UHMW-PE  for BluLub® add "B"  for C Abrasive add "C"
80919610	1	270	1000	

RS complete curve

α 90°	Tracks	W	Rm	Material
80918610RS	1	270	860	 Standard codes are for RS add "-KIT" for BluLub® Guides replaceable kit
80919610RS	1	270	1000	

Available in **RS_H** and **RS_C** version on request.

MAGNETIC SYSTEM

MAGNETIC SYSTEM

882 M M97/M98 Series

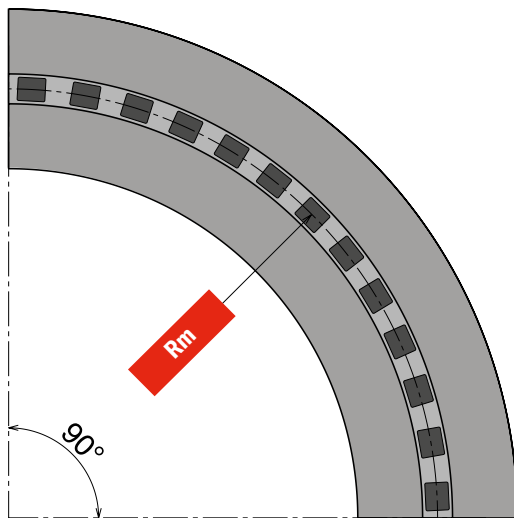
Curve magnetiche, Tab & Bevel / Magnetic, Tab & Bevel corner tracks / Kurvenführungen Magnet, Tab & Bevel Version

Materiale / Material / Materialien:
 Polietilene UHMW-PE
 Polyethylene UHMW-PE
 Polyäthylen UHMW-PE

882 M M97/M98 Series

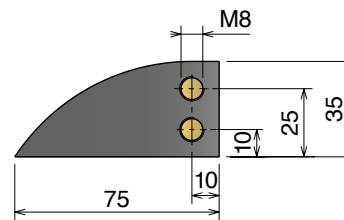
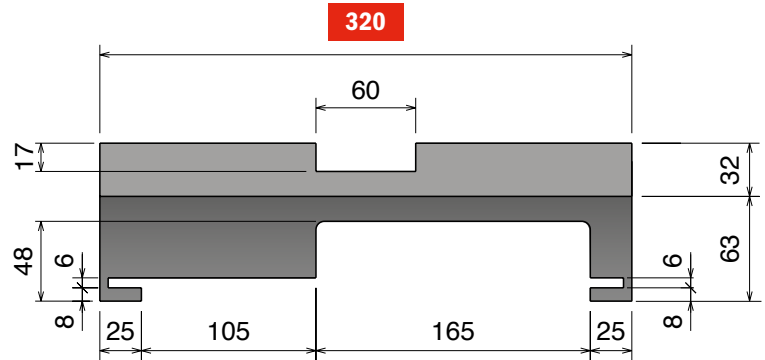
Chain Reference 882 M - K1200

Curve Basic Width = 320 mm






AVAILABLE
 ALSO
 15° 30° 45°
 60° 75°

IN & OUT
 AVAILABLE ALSO
 125 mm - 100 mm - 50 mm



Available in
BluLub®

SOLID complete curve

α 90°	Tracks	W	Rm	Material
81018610	1	320	860	 Standard codes for UHMW-PE  for BluLub® add " B "  for C Abrasive add " C "
81019610	1	320	1000	

RS complete curve

α 90°	Tracks	W	Rm	Material
81018610RS	1	320	860	 Standard codes are for RS add " -KIT " for BluLub® Guides replaceable kit
81019610RS	1	320	1000	

Available in **RS_H** and **RS_C** version on request.

MAGNETIC SYSTEM

MAGNETIC SYSTEM

Images may differ from the actual product and are for illustrative purposes only.

Materiale / Material / Materialien:
 Polietilene UHMW-PE
 Polyethylene UHMW-PE
 Polyäthylen UHMW-PE

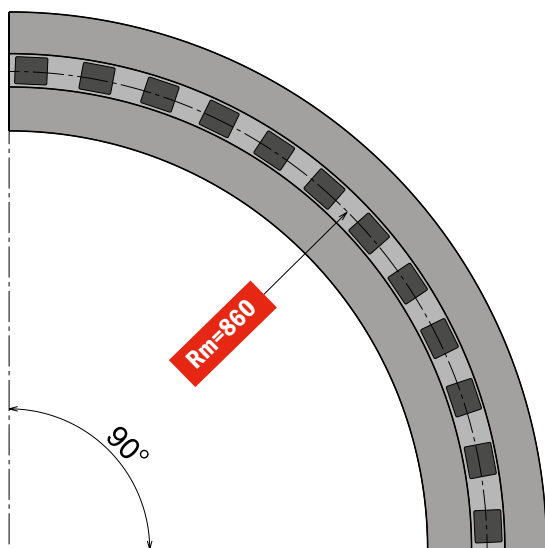
882 LBP MP861 Series

Curve magnetiche, Tab & Bevel / Magnetic, Tab & Bevel corner tracks / Kurvenführungen Magnet, Tab & Bevel Version

882 LBP MP861 Series

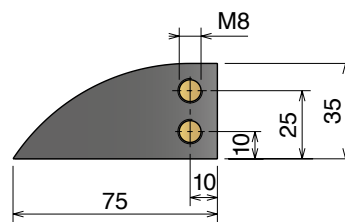
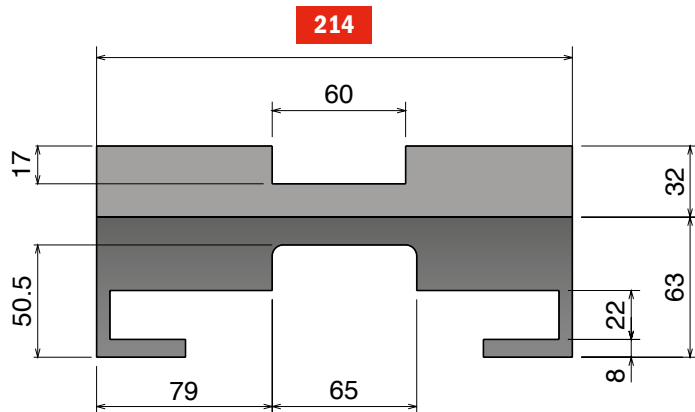
Chain Reference 882 M LBP - K750

Curve Basic Width = 214 mm



AVAILABLE
 ALSO
 15° 30° 45°
 60° 75°

IN & OUT
 AVAILABLE ALSO
 125 mm - 100 mm - 50 mm



Available in
BluLub®

SOLID complete curve

α 90°	Tracks	W	Material
88118610	1	214	


 Standard codes for **UHMW-PE**

 for **BluLub®** add "B"

 for **C Abrasive** add "C"

RS complete curve

α 90°	Tracks	W	Material
88118610RS	1	214	

 Standard codes are for **RS**

add "-KIT" for **BluLub®**
 Guides replaceable kit

Available in **RS_H** and **RS_C** version on request.

MAGNETIC SYSTEM

MAGNETIC SYSTEM

882 LBP MP931/MP941 Series

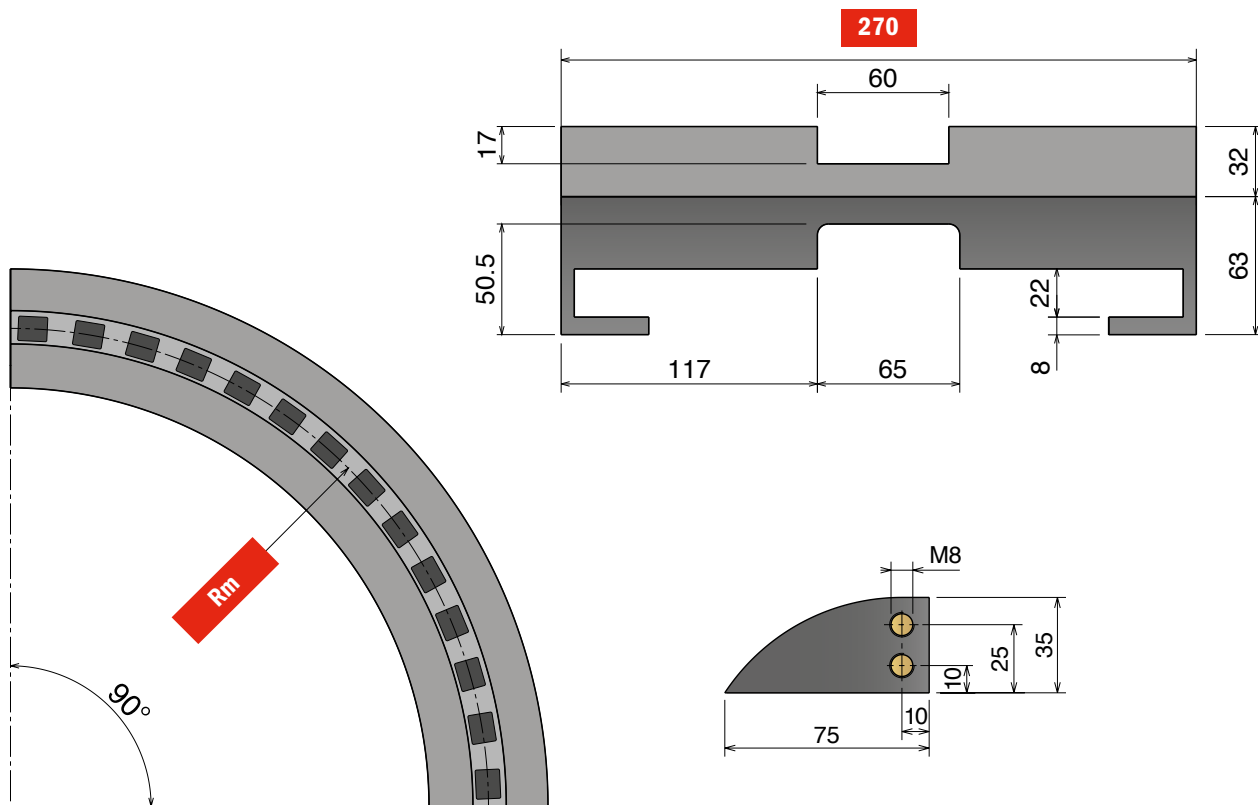
Curve magnetiche, Tab & Bevel / Magnetic, Tab & Bevel corner tracks / Kurvenführungen Magnet, Tab & Bevel Version

Materiale / Material / Materialien:
 Polietilene UHMW-PE
 Polyethylene UHMW-PE
 Polyäthylen UHMW-PE

882 LBP MP931/MP941 Series

Chain Reference 882 M LBP - K1000

Curve Basic Width = 270 mm



IN & OUT
 AVAILABLE ALSO
 125 mm - 100 mm - 50 mm



Available in
BluLub®

SOLID complete curve

M931 Series - Rm 860

α 15°	α 30°	α 45°	α 60°	α 75°	α 90°	Tracks	W	Rm	Material
88418110	88418210	88418310	88418410	88418510	88418610	1	270	860	Standard codes for UHMW-PE

M941 Series - Rm 1000

α 15°	α 30°	α 45°	α 60°	α 75°	α 90°	Tracks	W	Rm	Material
88419110	88419210	88419310	88419410	88419510	88419610	1	270	1000	for BluLub® add "B"

for **C Abrasive** add "C"

RS complete curve

M931 Series - Rm 860

α 15°	α 30°	α 45°	α 60°	α 75°	α 90°	Tracks	W	Rm	Material
88418110RS	88418210RS	88418310RS	88418410RS	88418510RS	88418610RS	1	270	860	Standard codes are for RS

M941 Series - Rm 1000

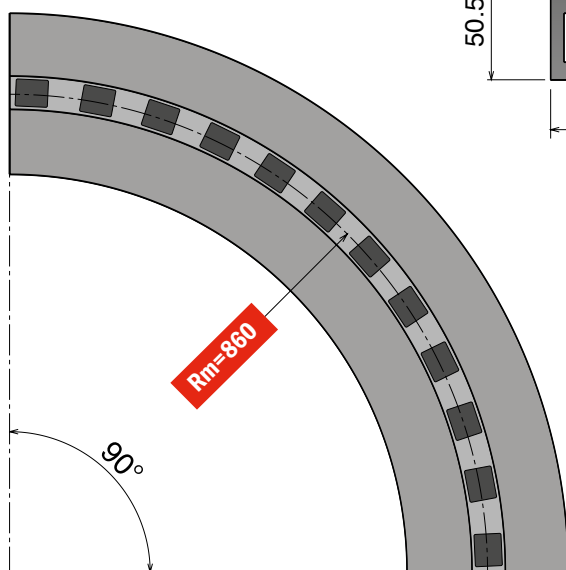
α 15°	α 30°	α 45°	α 60°	α 75°	α 90°	Tracks	W	Rm	Material
88419110RS	88419210RS	88419310RS	88419410RS	88419510RS	88419610RS	1	270	1000	add "-KIT" for BluLub® Guides replaceable kit

Images may differ from the actual product and are for illustrative purposes only.

882 LBP MP91 Series

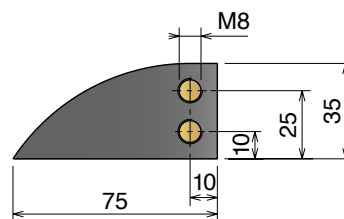
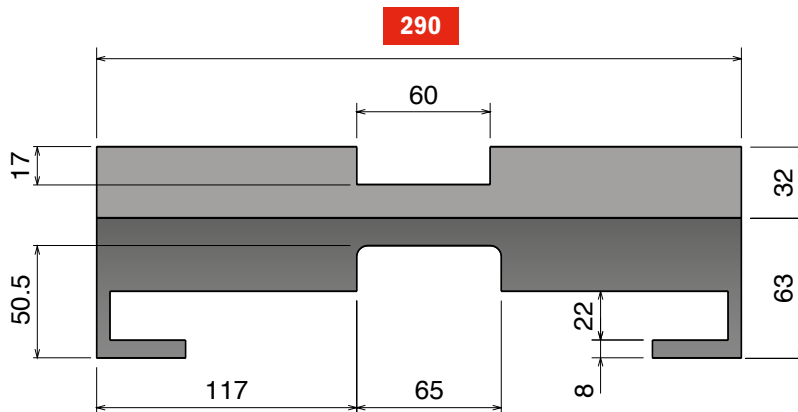
Chain Reference 882 M LBP - K1000

Curve Basic Width = 290 mm



AVAILABLE
 ALSO
 15° 30° 45°
 60° 75°

IN & OUT
 AVAILABLE ALSO
 125 mm - 100 mm - 50 mm



Available in
BluLub®

SOLID complete curve

α 90°	Tracks	W	Material
88218610	1	290	

 Standard codes for **UHMW-PE**


 for **BluLub®** add "B"

 for **C Abrasive** add "C"

MAGNETIC SYSTEM

RS complete curve

α 90°	Tracks	W	Material
88218610RS	1	290	

 Standard codes are for **RS**

add "-KIT" for **BluLub®**
 Guides replaceable kit

Available in **RS_H** and **RS_C** version on request.

MAGNETIC SYSTEM

882 LBP MP971/MP981 Series

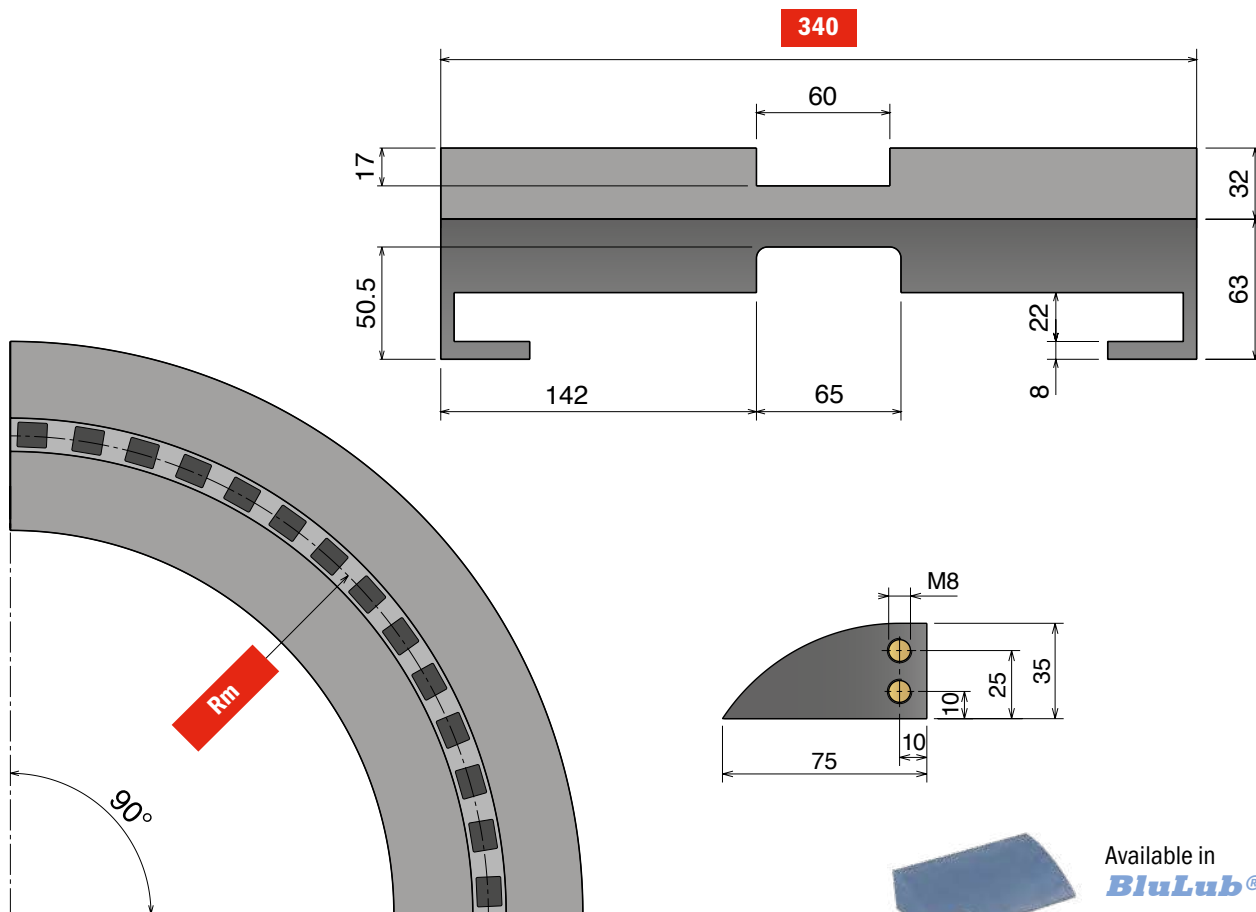
Curve magnetiche, Tab & Bevel / Magnetic, Tab & Bevel corner tracks / Kurvenführungen Magnet, Tab & Bevel Version

Materiale / Material / Materialien:
 Polietilene UHMW-PE
 Polyethylene UHMW-PE
 Polyäthylen UHMW-PE

882 LBP MP971/MP981 Series

Chain Reference 882 M LBP - K1200




Curve Basic Width = 340 mm



AVAILABLE
 ALSO
 15° 30° 45°
 60° 75°


IN & OUT
 AVAILABLE ALSO
 125 mm - 100 mm - 50 mm

SOLID complete curve

α 90°	Tracks	W	Rm	Material
88318610	1	340	860	 Standard codes for UHMW-PE
88319610	1	340	1000	
				 for BluLub® add "B"
				 for C Abrasive add "C"

MAGNETIC SYSTEM

RS complete curve

α 90°	Tracks	W	Rm	Material
88318610RS	1	340	860	 Standard codes are for RS
88319610RS	1	340	1000	
				add "-KIT" for BluLub® Guides replaceable kit

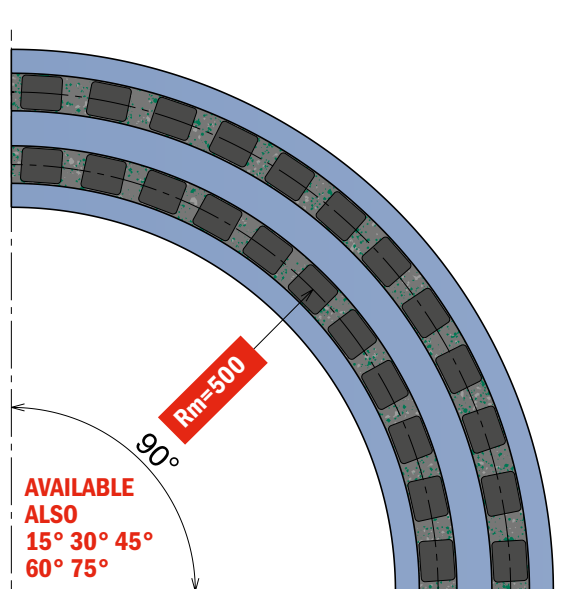
Available in **RS_H** and **RS_C** version on request.

MAGNETIC SYSTEM

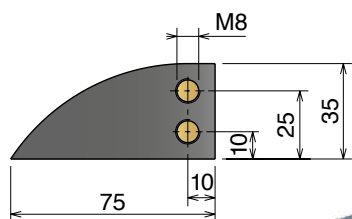
240 XE-260 M MB7 Series

Chain Reference 240 XE - K330 260 M - K330

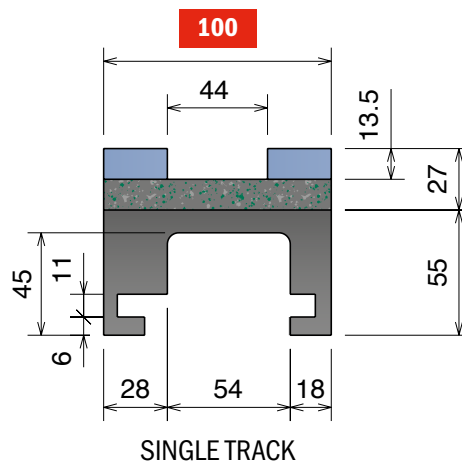
Curve Basic Width = 100 mm; Pitch = 85 mm



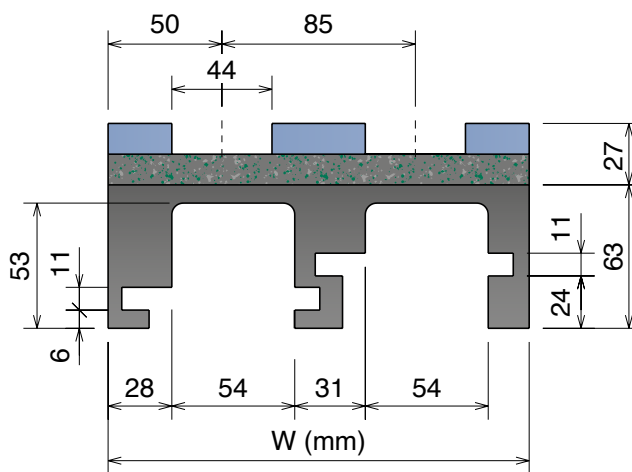
IN & OUT
 AVAILABLE ALSO
 125 mm - 100 mm - 50 mm



Available in
BluLub®



SINGLE TRACK



W (mm)
 MULTI TRACK

RS complete curve

α 90°	Tracks	W	Material
80511610RS	1	100	Standard codes are for RS
80511620RS	2	185	
80511630RS	3	270	for RS^H add "H"
80511640RS	4	355	
80511650RS	5	440	for RS^C add "C"
80511660RS	6	525	
80511670RS	7	610	
80511680RS	8	695	

Guides replacement kit

α 90°	Tracks	W	Material
80511610RS-KIT	1	100	Standard codes are for RS Kit
80511620RS-KIT	2	185	
80511630RS-KIT	3	270	for RS^H Kit replace "RS" with "RS ^H "
80511640RS-KIT	4	355	
80511650RS-KIT	5	440	for RS^C Kit replace "RS" with "RS ^C "
80511660RS-KIT	6	525	
80511670RS-KIT	7	610	
80511680RS-KIT	8	695	

MAGNETIC SYSTEM

Solid curve in different materials
 available on request.

240 XE-260 M MB6 Series

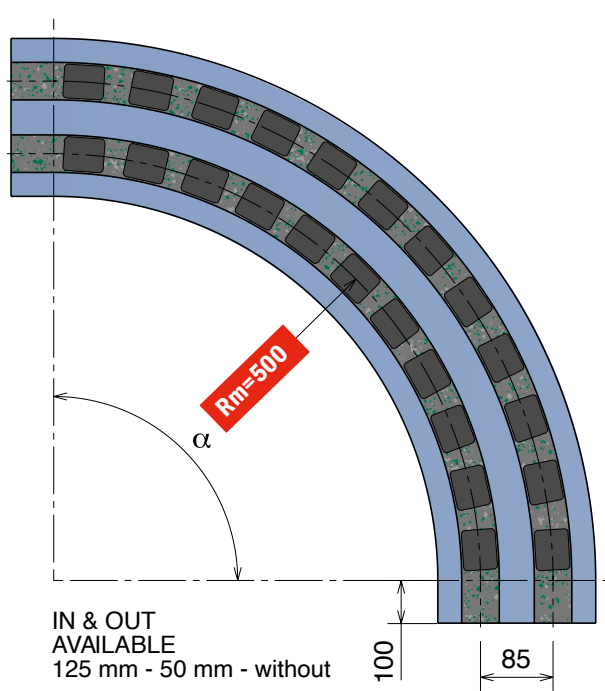
Curve magnetiche, Tab & Bevel / Magnetic, Tab & Bevel corner tracks / Kurvenführungen Magnet, Tab & Bevel Version

Materiale / Material / Materialien:
UHMW-PE riciclato / Recycling UHMW-PE
Rezykliertes UHMW-PE
BluLub Guide / Guides / Gleitprofile

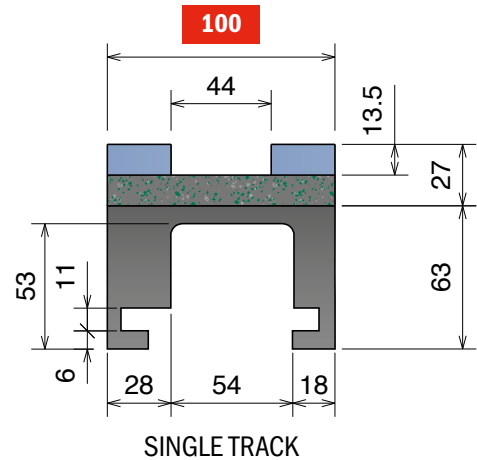
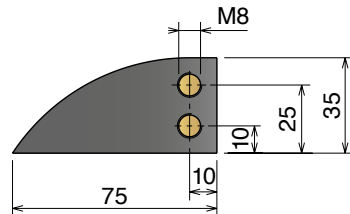
240 XE-260 M MB6 Series

Chain Reference 240 XE - K330 260 M - K330

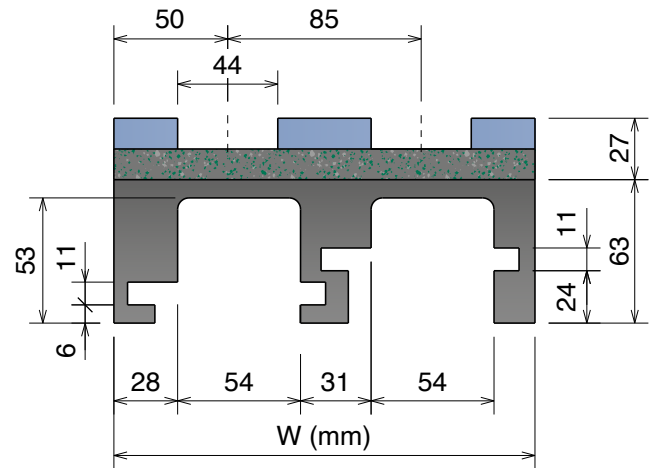
Curve Basic Width = 100 mm; Pitch = 85 mm



Available in
BluLub®



SINGLE TRACK



MULTI TRACK

RS complete curve

MAGNETIC SYSTEM

Solid curve in different materials available on request.

α 15°	α 30°	α 45°	α 60°	α 75°	α 90°	Tracks	W	Material
83211114RS	83211214RS	83211314RS	83211414RS	83211514RS	83211614RS	1	100	<p>Standard codes are for RS</p> <p>for RS^H add "H"</p> <p>for RS^C add "C"</p>
83211124RS	83211224RS	83211324RS	83211424RS	83211524RS	83211624RS	2	185	
83211134RS	83211234RS	83211334RS	83211434RS	83211534RS	83211634RS	3	270	
83211144RS	83211244RS	83211344RS	83211444RS	83211544RS	83211644RS	4	355	
83211154RS	83211254RS	83211354RS	83211454RS	83211554RS	83211654RS	5	440	
83211164RS	83211264RS	83211364RS	83211464RS	83211564RS	83211664RS	6	525	
83211174RS	83211274RS	83211374RS	83211474RS	83211574RS	83211674RS	7	610	
83211184RS	83211284RS	83211384RS	83211484RS	83211584RS	83211684RS	8	695	

Guides replacement kit

α 15°	α 30°	α 45°	α 60°	α 75°	α 90°	Tracks	W	Material
83211114RS-KIT	83211214RS-KIT	83211314RS-KIT	83211414RS-KIT	83211514RS-KIT	83211614RS-KIT	1	100	<p>Standard codes are for RS Kit</p> <p>for RS^H Kit replace "RS" with "RSH"</p> <p>for RS^C Kit replace "RS" with "RSC"</p>
83211124RS-KIT	83211224RS-KIT	83211324RS-KIT	83211424RS-KIT	83211524RS-KIT	83211624RS-KIT	2	185	
83211134RS-KIT	83211234RS-KIT	83211334RS-KIT	83211434RS-KIT	83211534RS-KIT	83211634RS-KIT	3	270	
83211144RS-KIT	83211244RS-KIT	83211344RS-KIT	83211444RS-KIT	83211544RS-KIT	83211644RS-KIT	4	355	
83211154RS-KIT	83211254RS-KIT	83211354RS-KIT	83211454RS-KIT	83211554RS-KIT	83211654RS-KIT	5	440	
83211164RS-KIT	83211264RS-KIT	83211364RS-KIT	83211464RS-KIT	83211564RS-KIT	83211664RS-KIT	6	525	
83211174RS-KIT	83211274RS-KIT	83211374RS-KIT	83211474RS-KIT	83211574RS-KIT	83211674RS-KIT	7	610	
83211184RS-KIT	83211284RS-KIT	83211384RS-KIT	83211484RS-KIT	83211584RS-KIT	83211684RS-KIT	8	695	

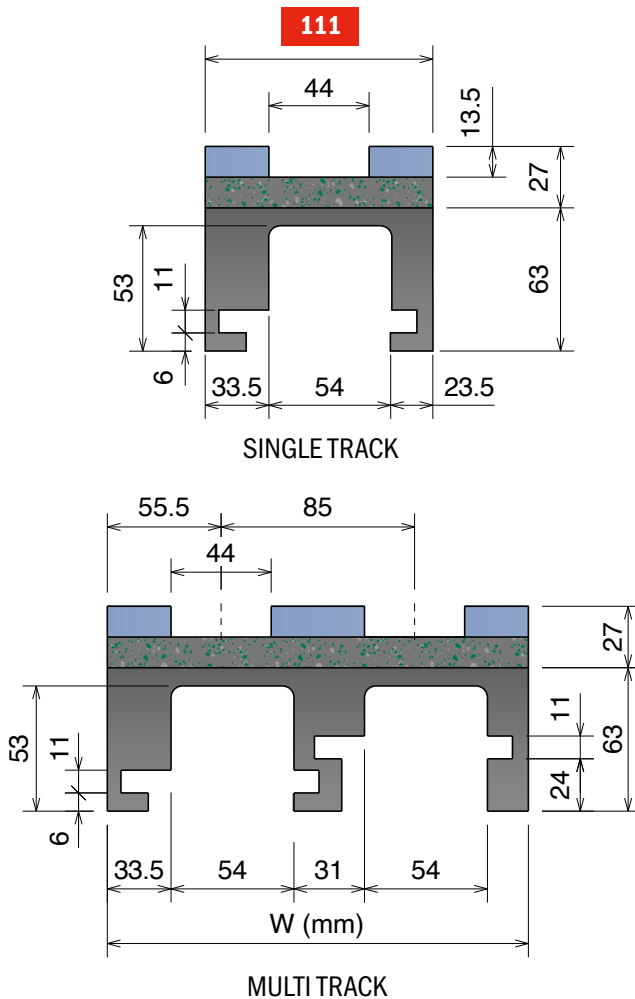
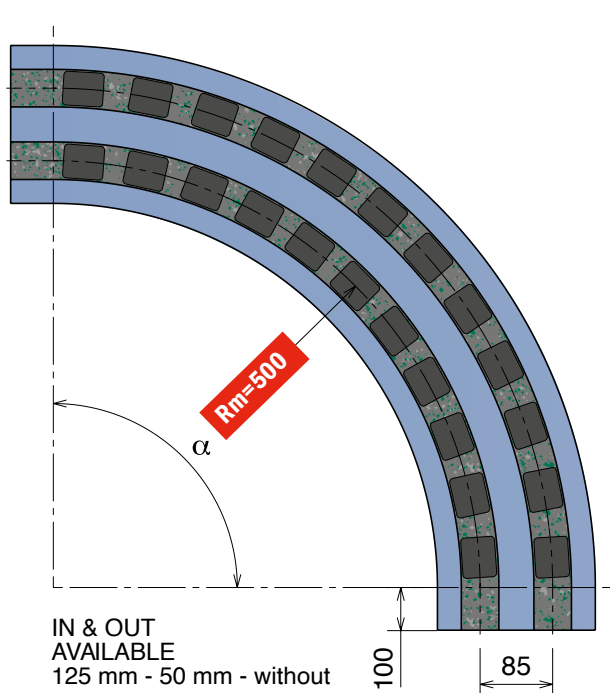
Images may differ from the actual product and are for illustrative purposes only.

Curve magnetiche, Tab & Bevel / Magnetic, Tab & Bevel corner tracks / Kurvenführungen Magnet, Tab & Bevel Version

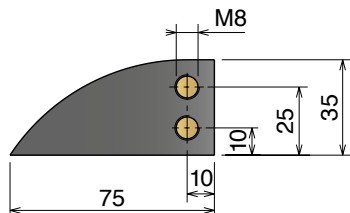
240 XE-260 M MB4 Series

Chain Reference 240 XE - K330 260 M - K330

Curve Basic Width = 111 mm; Pitch = 85 mm



Available in
BluLub®



RS complete curve

MAGNETIC SYSTEM

Solid curve in different materials available on request.

α 15°	α 30°	α 45°	α 60°	α 75°	α 90°	Tracks	W	Material
83311114RS	83311214RS	83311314RS	83311414RS	83311514RS	83311614RS	1	111	<p>Standard codes are for RS</p> <p>for RS^H add "H"</p> <p>for RS^C add "C"</p>
83311124RS	83311224RS	83311324RS	83311424RS	83311524RS	83311624RS	2	196	
83311134RS	83311234RS	83311334RS	83311434RS	83311534RS	83311634RS	3	281	
83311144RS	83311244RS	83311344RS	83311444RS	83311544RS	83311644RS	4	366	
83311154RS	83311254RS	83311354RS	83311454RS	83311554RS	83311654RS	5	451	
83311164RS	83311264RS	83311364RS	83311464RS	83311564RS	83311664RS	6	536	
83311174RS	83311274RS	83311374RS	83311474RS	83311574RS	83311674RS	7	621	
83311184RS	83311284RS	83311384RS	83311484RS	83311584RS	83311684RS	8	706	

Guides replacement kit

α 15°	α 30°	α 45°	α 60°	α 75°	α 90°	Tracks	W	Material
83311114RS-KIT	83311214RS-KIT	83311314RS-KIT	83311414RS-KIT	83311514RS-KIT	83311614RS-KIT	1	111	<p>Standard codes are for RS Kit</p> <p>for RS^H Kit replace "RS" with "RS^H"</p> <p>for RS^C Kit replace "RS" with "RS^C"</p>
83311124RS-KIT	83311224RS-KIT	83311324RS-KIT	83311424RS-KIT	83311524RS-KIT	83311624RS-KIT	2	196	
83311134RS-KIT	83311234RS-KIT	83311334RS-KIT	83311434RS-KIT	83311534RS-KIT	83311634RS-KIT	3	281	
83311144RS-KIT	83311244RS-KIT	83311344RS-KIT	83311444RS-KIT	83311544RS-KIT	83311644RS-KIT	4	366	
83311154RS-KIT	83311254RS-KIT	83311354RS-KIT	83311454RS-KIT	83311554RS-KIT	83311654RS-KIT	5	451	
83311164RS-KIT	83311264RS-KIT	83311364RS-KIT	83311464RS-KIT	83311564RS-KIT	83311664RS-KIT	6	536	
83311174RS-KIT	83311274RS-KIT	83311374RS-KIT	83311474RS-KIT	83311574RS-KIT	83311674RS-KIT	7	621	
83311184RS-KIT	83311284RS-KIT	83311384RS-KIT	83311484RS-KIT	83311584RS-KIT	83311684RS-KIT	8	706	

240 XE-260 M MB8 Series

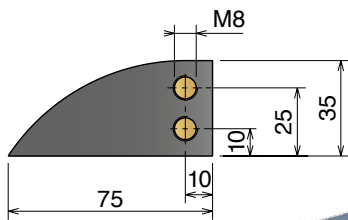
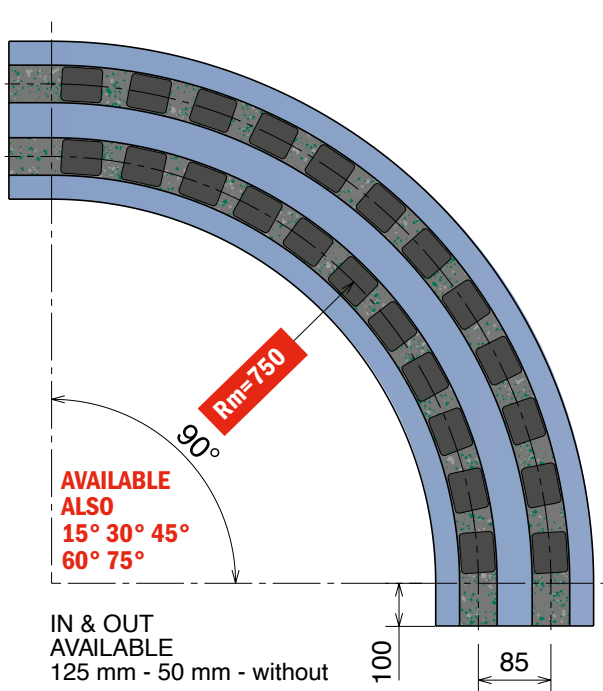
Curve magnetiche, Tab & Bevel / Magnetic, Tab & Bevel corner tracks / Kurvenführungen Magnet, Tab & Bevel Version

Material / Material / Materialien:
UHMW-PE riciclato / Recycling UHMW-PE
Rezykliertes UHMW-PE
BluLub Guide / Guides / Gleitprofile

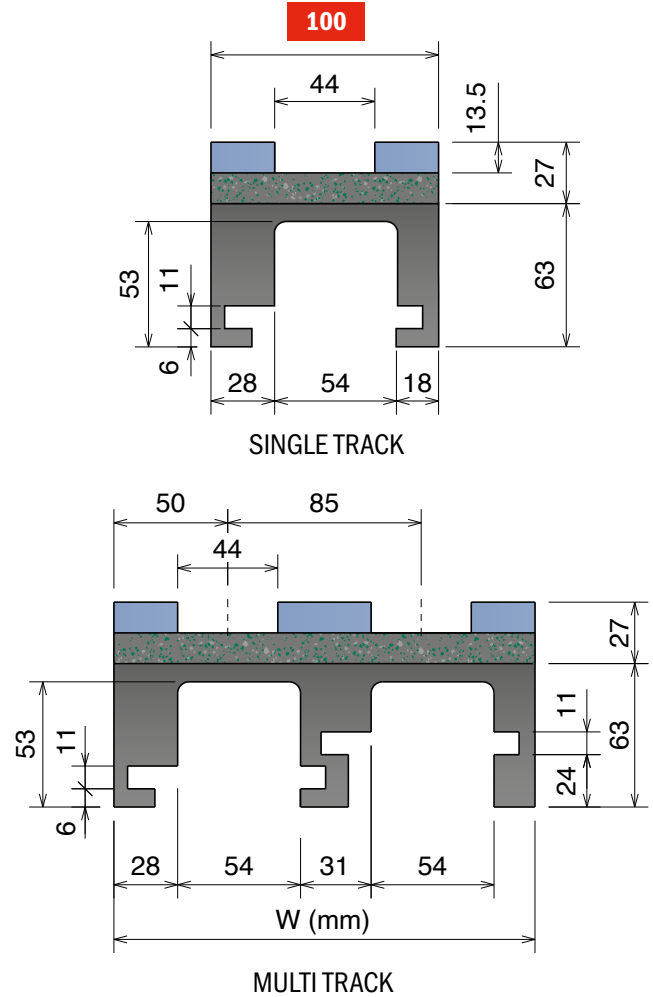
240 XE-260 M MB8 Series

Chain Reference 240 XE - K330 260 M - K330

Curve Basic Width = 100 mm; Pitch = 85 mm



Available in **BluLub®**



RS complete curve

α 90°	Tracks	W	Material
83216614RS	1	100	Standard codes are for RS
83216624RS	2	185	
83216634RS	3	270	
83216644RS	4	355	for RS^H
83216654RS	5	440	add "H"
83216664RS	6	525	for RS^C
83216674RS	7	610	
83216684RS	8	695	

Guides replacement kit

α 90°	Tracks	W	Material
83216614RS-KIT	1	100	Standard codes are for RS Kit
83216624RS-KIT	2	185	
83216634RS-KIT	3	270	
83216644RS-KIT	4	355	for RS^H Kit
83216654RS-KIT	5	440	replace "RS" with "RSH"
83216664RS-KIT	6	525	for RS^C Kit
83216674RS-KIT	7	610	
83216684RS-KIT	8	695	

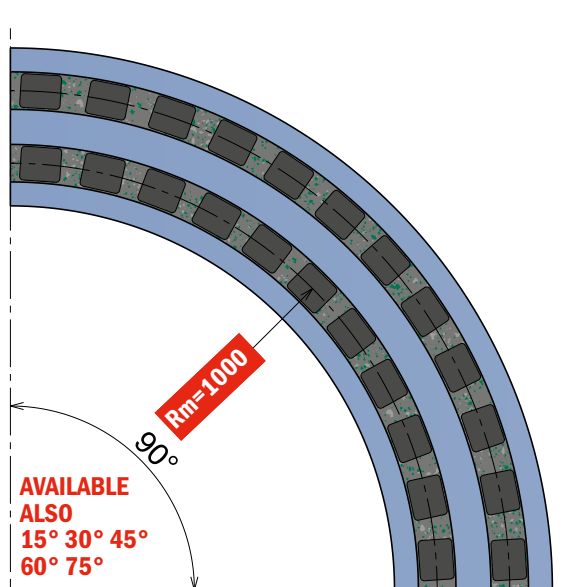
MAGNETIC SYSTEM

Solid curve in different materials available on request.

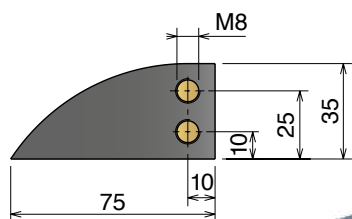
240 XE-260 M MB5D Series

Chain Reference 240 XE - K330 260 M - K330

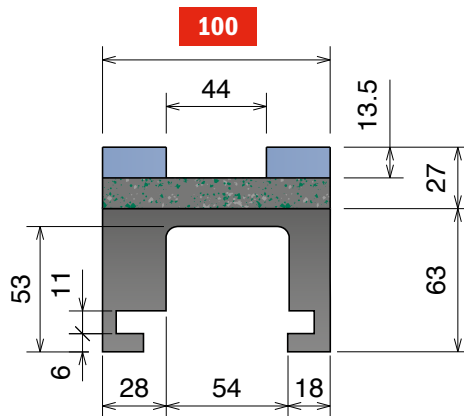
Curve Basic Width = 100 mm; Pitch = 85 mm



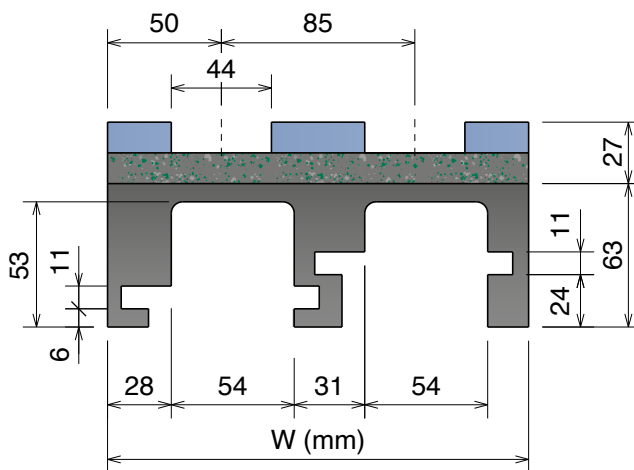
IN & OUT
 AVAILABLE ALSO
 125 mm - 100 mm - 50 mm



Available in
BluLub®



SINGLE TRACK



W (mm)
 MULTI TRACK

RS complete curve

α 90°	Tracks	W	Material
83219610RS	1	100	Standard codes are for RS
83219620RS	2	185	
83219630RS	3	270	for RS^H add "H"
83219640RS	4	355	
83219650RS	5	440	for RS^C add "C"
83219660RS	6	525	
83219670RS	7	610	
83219680RS	8	695	

Guides replacement kit

α 90°	Tracks	W	Material
83219610RS-KIT	1	100	Standard codes are for RS Kit
83219620RS-KIT	2	185	
83219630RS-KIT	3	270	for RS^H Kit replace "RS" with "RS ^H "
83219640RS-KIT	4	355	
83219650RS-KIT	5	440	for RS^C Kit replace "RS" with "RS ^C "
83219660RS-KIT	6	525	
83219670RS-KIT	7	610	
83219680RS-KIT	8	695	

MAGNETIC SYSTEM

Solid curve in different materials
 available on request.

240 XE-260 M MB22 Series

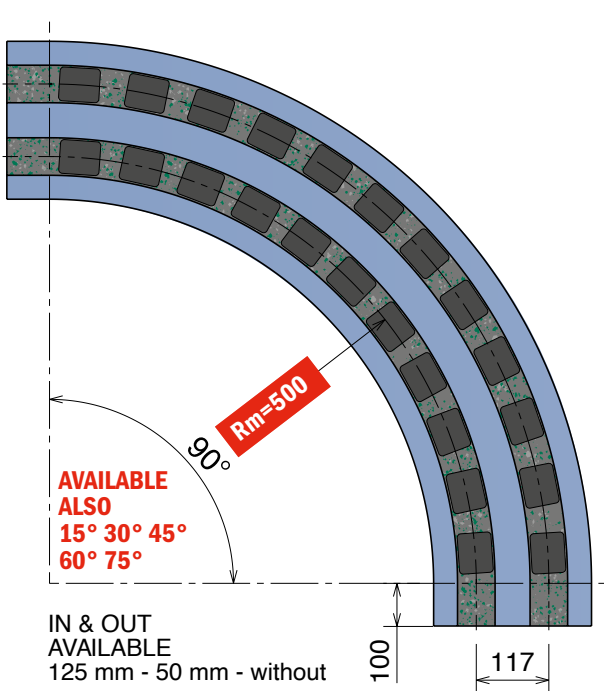
Curve magnetiche, Tab & Bevel / Magnetic, Tab & Bevel corner tracks / Kurvenführungen Magnet, Tab & Bevel Version

Materiale / Material / Materialien:
UHMW-PE riciclato / Recycling UHMW-PE
Rezykliertes UHMW-PE
BluLub Guide / Guides / Gleitprofile

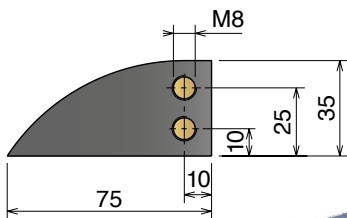
240 XE-260 M MB22 Series

Chain Reference 240 XE - K330 260 M - K450

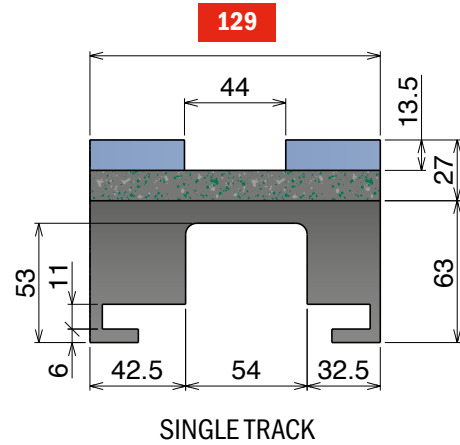
Curve Basic Width = 129 mm; Pitch = 117 mm



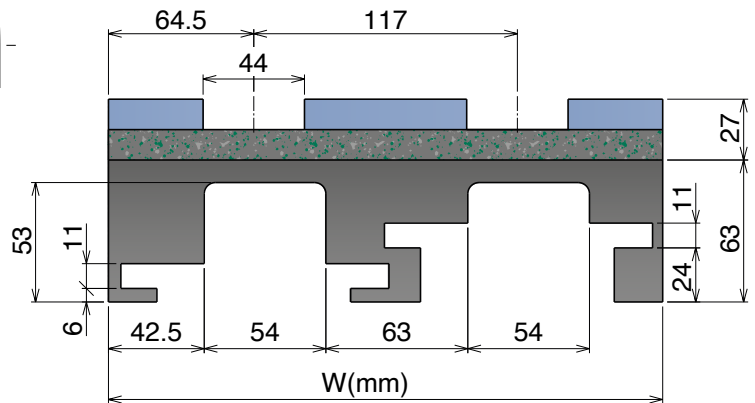
IN & OUT AVAILABLE
125 mm - 50 mm - without



Available in
BluLub®



SINGLE TRACK



MULTI TRACK

RS complete curve

α 90°	Tracks	W	Material
83411614RS	1	129	Standard codes are for RS
83411624RS	2	246	
83411634RS	3	363	for RS^H add "H"
83411644RS	4	480	



for **RS^C**
add "C"

Guides replacement kit

α 90°	Tracks	W	Material
83411614RS-KIT	1	129	Standard codes are for RS Kit
83411624RS-KIT	2	246	
83411634RS-KIT	3	363	for RS^H Kit replace "RS" with "RSH"
83411644RS-KIT	4	480	



for **RS^C Kit**
replace "RS" with "RSC"

MAGNETIC SYSTEM

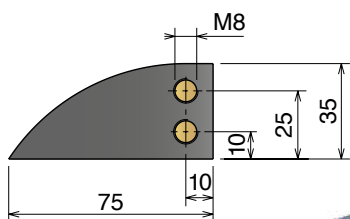
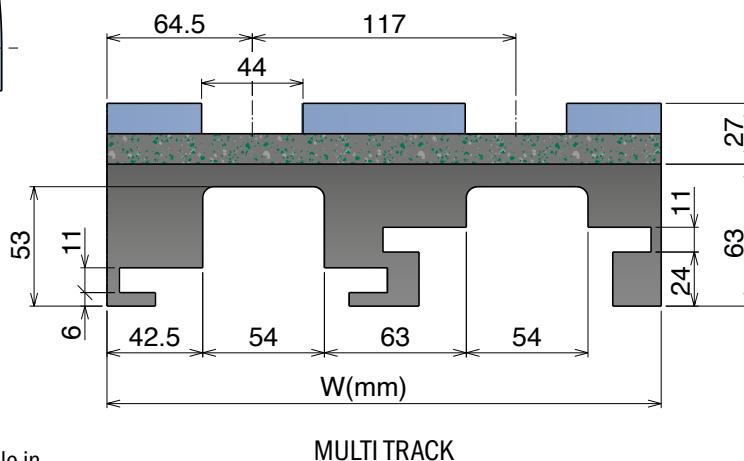
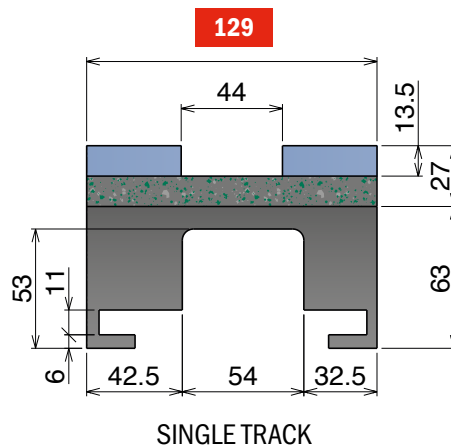
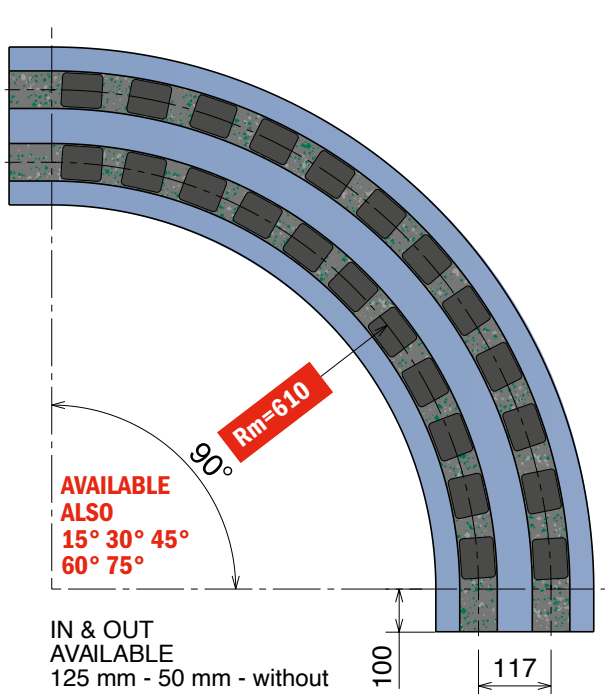
Solid curve in different materials
available on request.

Images may differ from the actual product and are for illustrative purposes only.

240 XE-260 M MB27 Series




Chain Reference 240 XE - K330 260 M - K450

Curve Basic Width = 129 mm; Pitch = 117 mm






Available in
BluLub®

RS complete curve

α 90°	Tracks	W	Material
83413614RS	1	129	 Standard codes are for RS
83413624RS	2	246	
83413634RS	3	363	 for RS^H add "H"
83413644RS	4	480	
			 for RS^C add "C"

Guides replacement kit

α 90°	Tracks	W	Material
83413614RS-KIT	1	129	 Standard codes are for RS Kit
83413624RS-KIT	2	246	
83413634RS-KIT	3	363	 for RS^H Kit replace "RS" with "RS ^H "
83413644RS-KIT	4	480	
			 for RS^C Kit replace "RS" with "RS ^C "

MAGNETIC SYSTEM

Solid curve in different materials
 available on request.

261 M MC7 Series

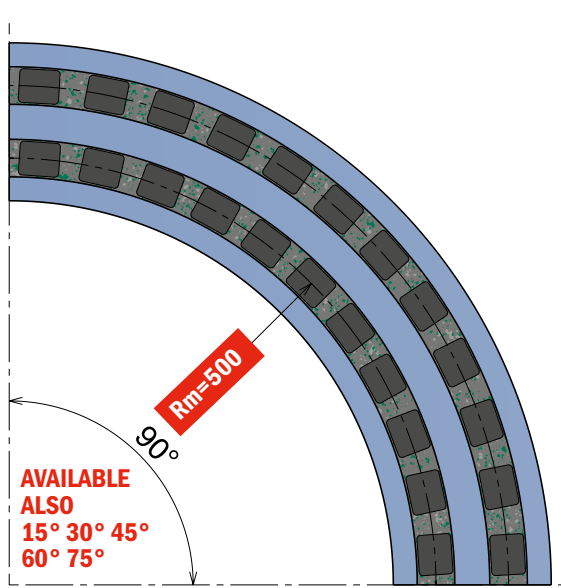
Curve magnetiche, Tab & Bevel / Magnetic, Tab & Bevel corner tracks / Kurvenführungen Magnet, Tab & Bevel Version

Material / Material / Materialien:
 UHMW-PE riciclato / Recycling UHMW-PE
 Rezykliertes UHMW-PE
 BluLub Guide / Guides / Gleitprofile

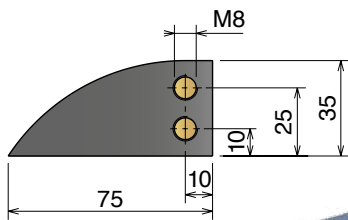
261 M MC7 Series

Chain Reference 261 M - K330

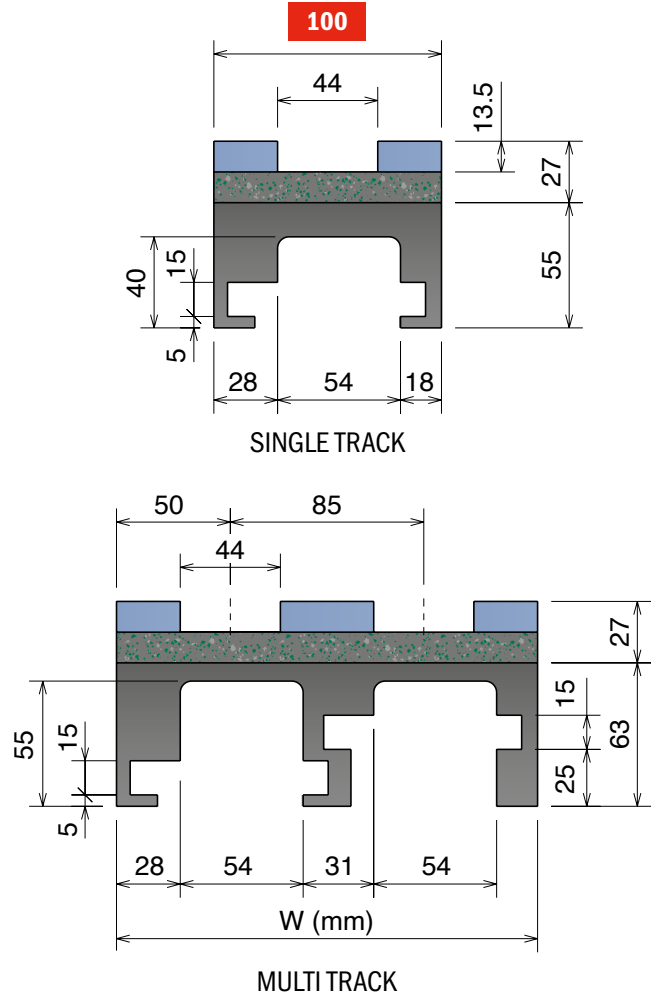
Curve Basic Width = 100 mm; Pitch = 85 mm



IN & OUT AVAILABLE ALSO
 125 mm - 100 mm - 50 mm



Available in **BluLub®**



RS complete curve

α 90°	Tracks	W	Material
80611610RS	1	100	Standard codes are for RS
80611620RS	2	185	
80611630RS	3	270	
80611640RS	4	355	for RS^H
80611650RS	5	440	add "H"
80611660RS	6	525	for RS^C
80611670RS	7	610	
80611680RS	8	695	

Guides replacement kit

α 90°	Tracks	W	Material
80611610RS-KIT	1	100	Standard codes are for RS Kit
80611620RS-KIT	2	185	
80611630RS-KIT	3	270	
80611640RS-KIT	4	355	for RS^H Kit
80611650RS-KIT	5	440	replace "RS" with "RSH"
80611660RS-KIT	6	525	for RS^C Kit
80611670RS-KIT	7	610	
80611680RS-KIT	8	695	

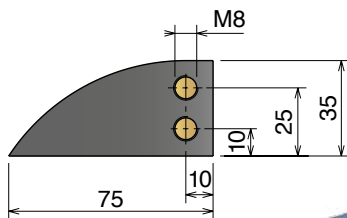
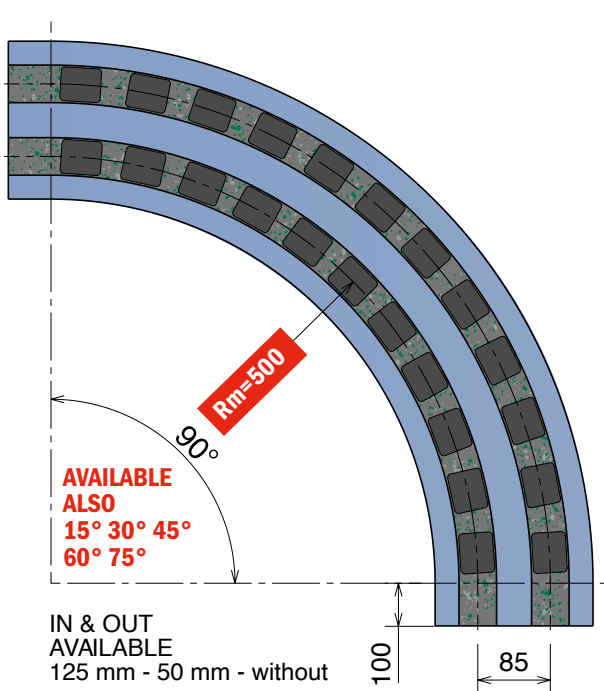
MAGNETIC SYSTEM

Solid curve in different materials available on request.

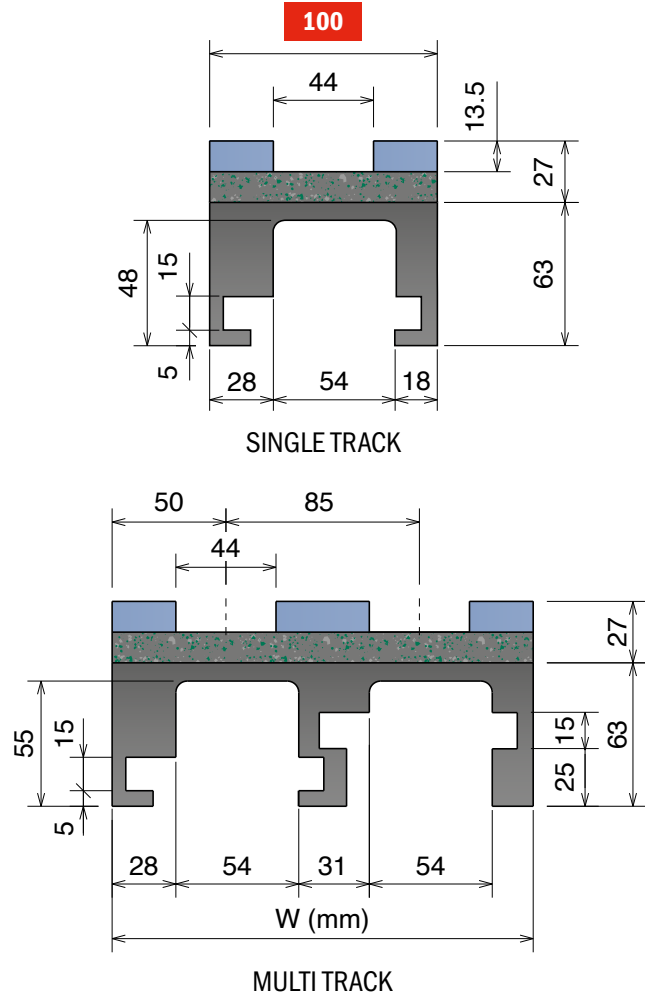
261 M MC6 Series

Chain Reference 261 M - K330




Curve Basic Width = 100 mm; Pitch = 85 mm






Available in
BluLub®



RS complete curve

α 90°	Tracks	W	Material
80611614RS	1	100	 Standard codes are for RS
80611624RS	2	185	
80611634RS	3	270	 for RS^H add "H"
80611644RS	4	355	
80611654RS	5	440	 for RS^C add "C"
80611664RS	6	525	
80611674RS	7	610	
80611684RS	8	695	

Guides replacement kit

α 90°	Tracks	W	Material
80611614RS-KIT	1	100	 Standard codes are for RS Kit
80611624RS-KIT	2	185	
80611634RS-KIT	3	270	 for RS^H Kit replace "RS" with "RSH"
80611644RS-KIT	4	355	
80611654RS-KIT	5	440	 for RS^C Kit replace "RS" with "RSC"
80611664RS-KIT	6	525	
80611674RS-KIT	7	610	
80611684RS-KIT	8	695	

MAGNETIC SYSTEM

Solid curve in different materials
 available on request.

261 M MC4 Series

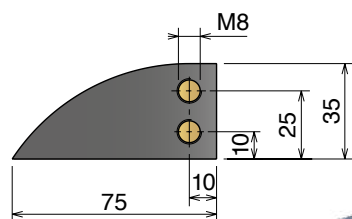
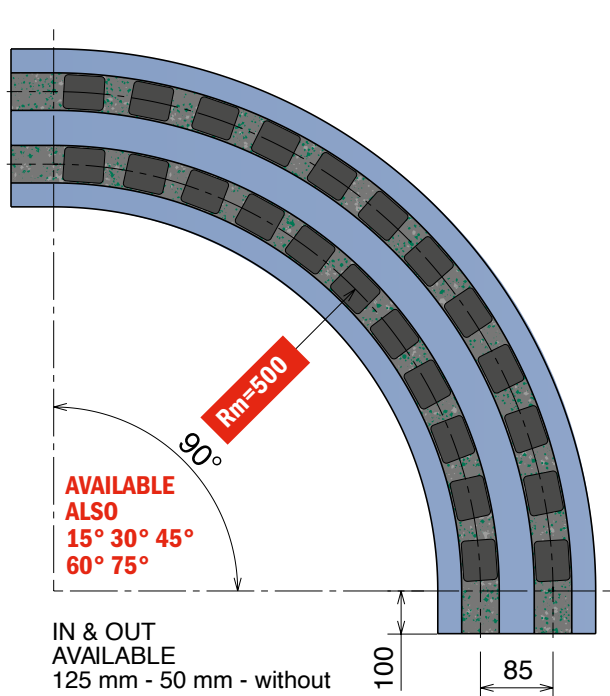
Curve magnetische, Tab & Bevel / Magnetic, Tab & Bevel corner tracks / Kurvenführungen Magnet, Tab & Bevel Version

Material / Material / Materialien:
UHMW-PE riciclato / Recycling UHMW-PE
Rezykliertes UHMW-PE
BluLub Guide / Guides / Gleitprofile

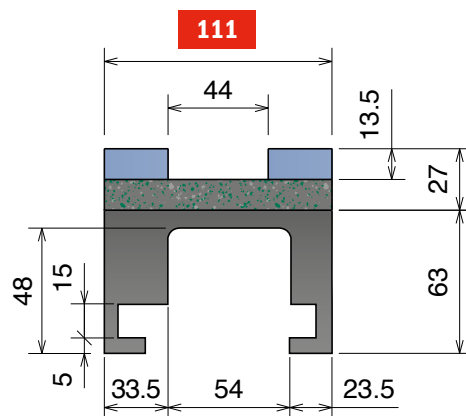
261 M MC4 Series

Chain Reference 261 M - K330

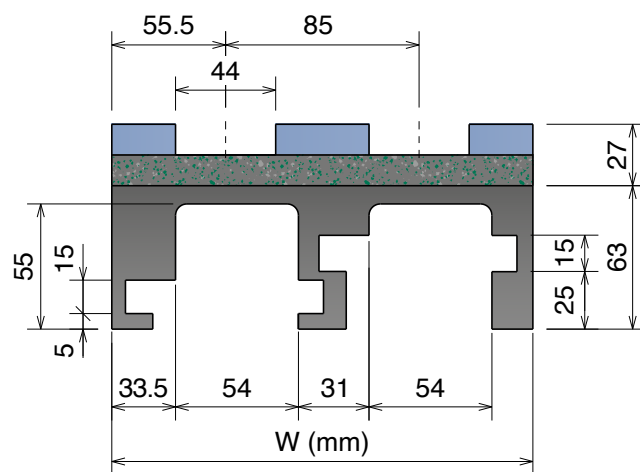
Curve Basic Width = 111 mm; Pitch = 85 mm



Available in **BluLub®**



SINGLE TRACK



MULTI TRACK

RS complete curve

α 90°	Tracks	W	Material
83511614RS	1	111	Standard codes are for RS
83511624RS	2	196	
83511634RS	3	281	for RS^H add "H"
83511644RS	4	366	
83511654RS	5	451	for RS^C add "C"
83511664RS	6	536	
83511674RS	7	621	
83511684RS	8	706	

Guides replacement kit

α 90°	Tracks	W	Material
83511614RS-KIT	1	111	Standard codes are for RS Kit
83511624RS-KIT	2	196	
83511634RS-KIT	3	281	for RS^H Kit replace "RS" with "RSH"
83511644RS-KIT	4	366	
83511654RS-KIT	5	451	for RS^C Kit replace "RS" with "RSC"
83511664RS-KIT	6	536	
83511674RS-KIT	7	621	
83511684RS-KIT	8	706	

MAGNETIC SYSTEM

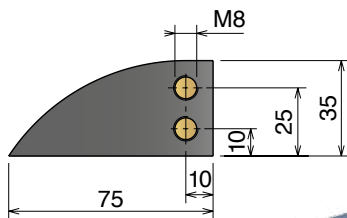
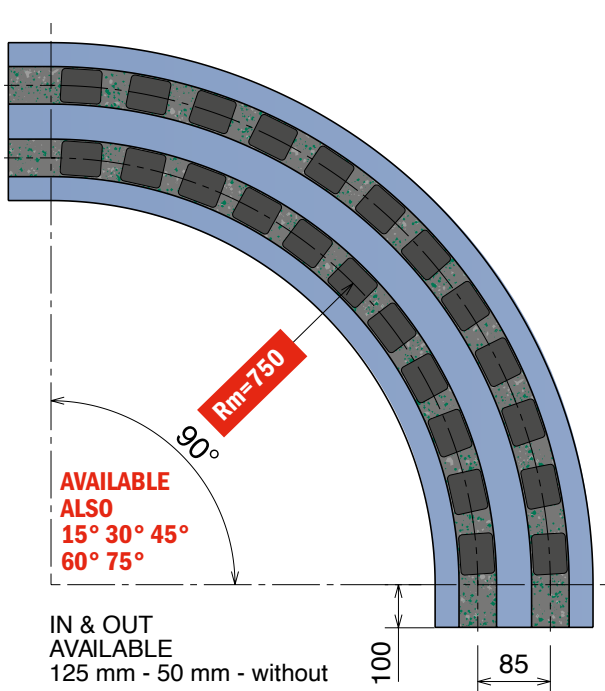
Solid curve in different materials available on request.

Images may differ from the actual product and are for illustrative purposes only.

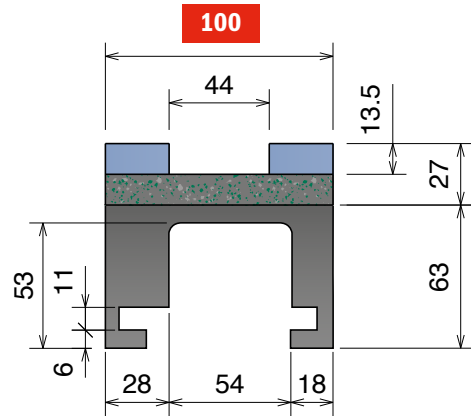
261 M MC8 Series

Chain Reference 261 M - K330

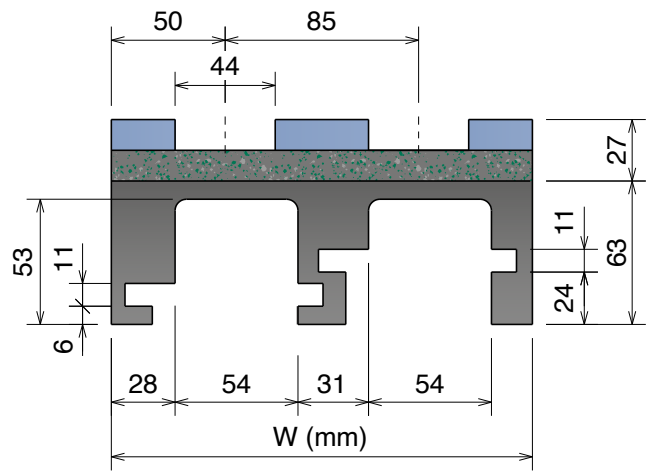
Curve Basic Width = 100 mm; Pitch = 85 mm



Available in
BluLub®



SINGLE TRACK



MULTI TRACK

RS complete curve

α 90°	Tracks	W	Material
80616614RS	1	100	Standard codes are for RS
80616624RS	2	185	
80616634RS	3	270	for RS^H add "H"
80616644RS	4	355	
80616654RS	5	440	for RS^C add "C"
80616664RS	6	525	
80616674RS	7	610	
80616684RS	8	695	

Guides replacement kit

α 90°	Tracks	W	Material
80616614RS-KIT	1	100	Standard codes are for RS Kit
80616624RS-KIT	2	185	
80616634RS-KIT	3	270	for RS^H Kit replace "RS" with "RS ^H "
80616644RS-KIT	4	355	
80616654RS-KIT	5	440	for RS^C Kit replace "RS" with "RS ^C "
80616664RS-KIT	6	525	
80616674RS-KIT	7	610	
80616684RS-KIT	8	695	

MAGNETIC SYSTEM

Solid curve in different materials
 available on request.

261 M MC5D Series

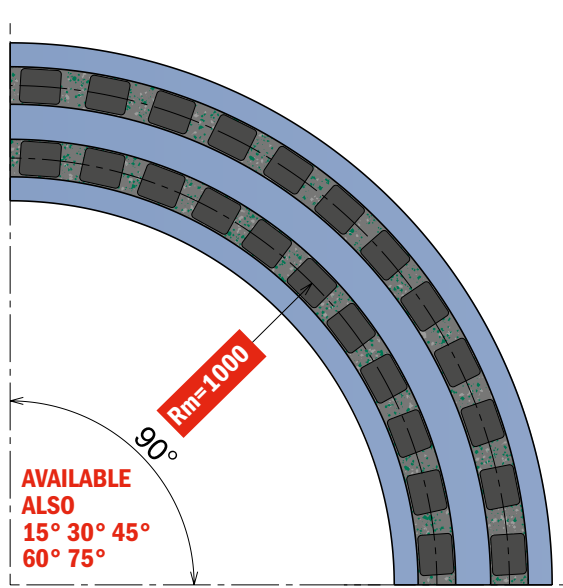
Curve magnetiche, Tab & Bevel / Magnetic, Tab & Bevel corner tracks / Kurvenführungen Magnet, Tab & Bevel Version

Material / Material / Materialien:
 UHMW-PE riciclato / Recycling UHMW-PE
 Rezykliertes UHMW-PE
 BluLub Guide / Guides / Gleitprofile

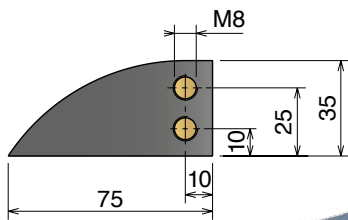
261 M MC5D Series

Chain Reference 261 M - K330

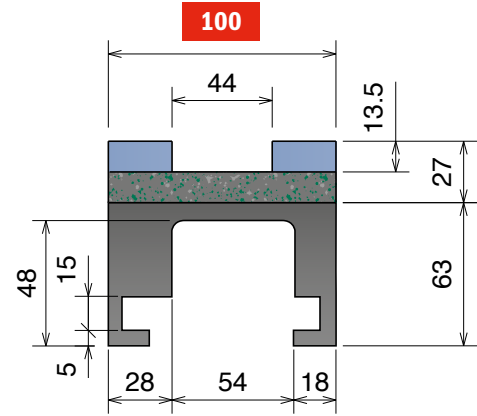
Curve Basic Width = 100 mm; Pitch = 85 mm



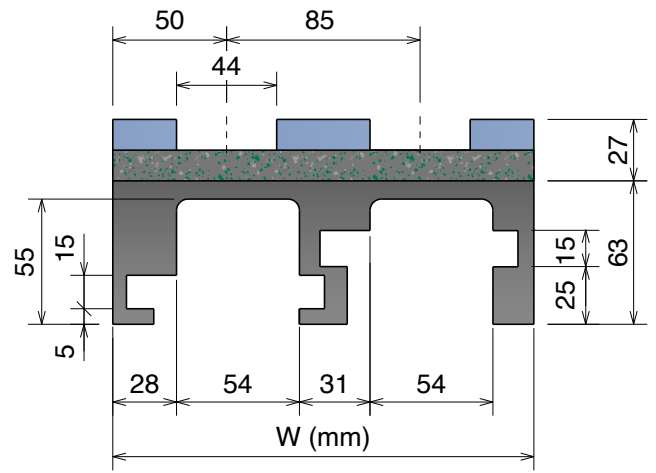
IN & OUT AVAILABLE
 125 mm - 100 mm - 50 mm



Available in
BluLub®



SINGLE TRACK



MULTI TRACK

RS complete curve

α 90°	Tracks	W	Material
80619610RS	1	100	Standard codes are for RS
80619620RS	2	185	
80619630RS	3	270	
80619640RS	4	355	for RS^H
80619650RS	5	440	add "H"
80619660RS	6	525	for RS^C
80619670RS	7	610	add "C"
80619680RS	8	695	

Guides replacement kit

α 90°	Tracks	W	Material
80619610RS-KIT	1	100	Standard codes are for RS Kit
80619620RS-KIT	2	185	
80619630RS-KIT	3	270	
80619640RS-KIT	4	355	for RS^H Kit
80619650RS-KIT	5	440	replace "RS" with "RS ^H "
80619660RS-KIT	6	525	for RS^C Kit
80619670RS-KIT	7	610	replace "RS" with "RS ^C "
80619680RS-KIT	8	695	

MAGNETIC SYSTEM

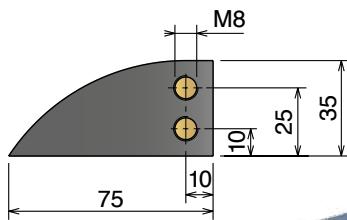
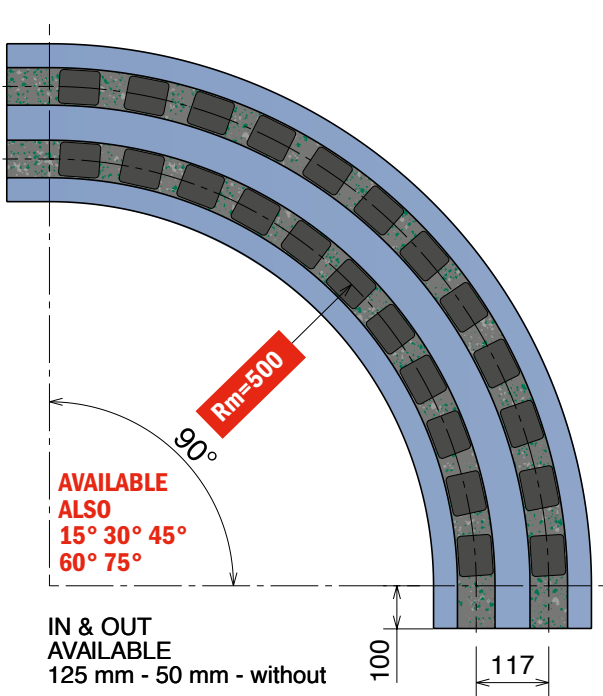
Solid curve in different materials available on request.

Images may differ from the actual product and are for illustrative purposes only.

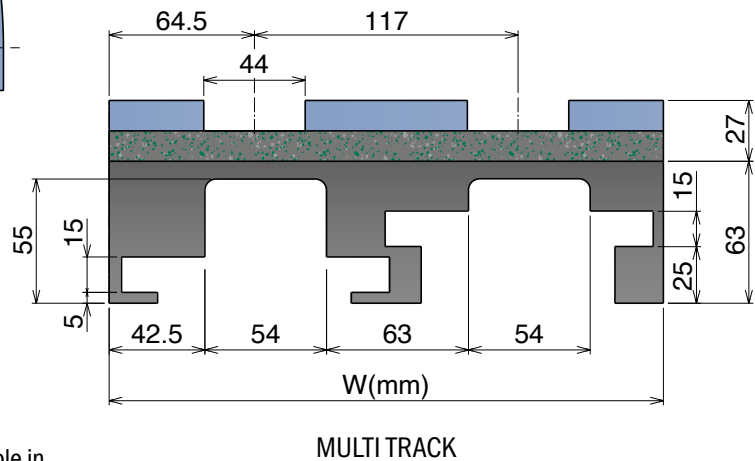
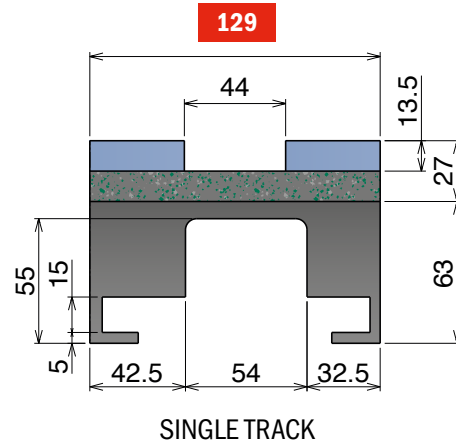
261 M MC22 Series

Chain Reference 261 M - K450




Curve Basic Width = 129 mm; Pitch = 117 mm






Available in
BluLub®



RS complete curve

α 90°	Tracks	W	Material
83611614RS	1	129	 Standard codes are for RS
83611624RS	2	246	
83611634RS	3	363	 for RS^H add "H"  for RS^C add "C"
83611644RS	4	480	

Guides replacement kit

α 90°	Tracks	W	Material
83611614RS-KIT	1	129	 Standard codes are for RS Kit
83611624RS-KIT	2	246	
83611634RS-KIT	3	363	 for RS^H Kit replace "RS" with "RS ^H "  for RS^C Kit replace "RS" with "RS ^C "
83611644RS-KIT	4	480	

MAGNETIC SYSTEM

Solid curve in different materials
 available on request.

261 M MC27 Series

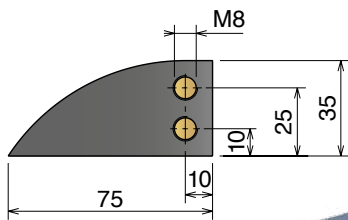
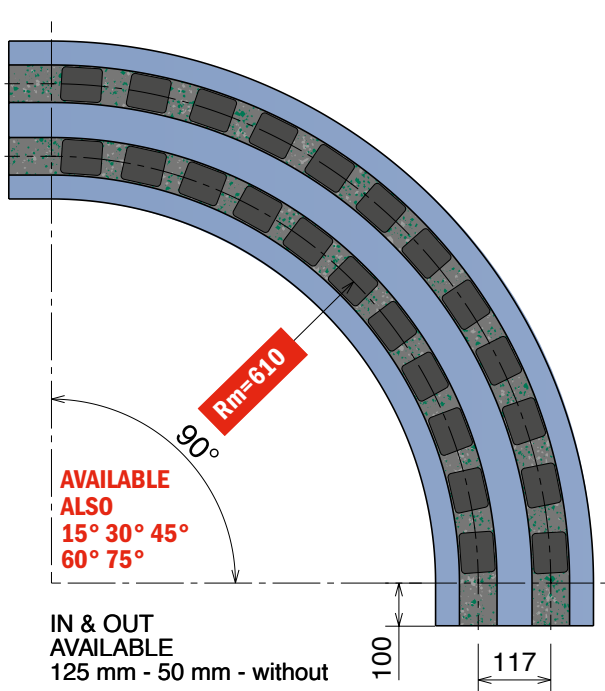
Curve magnetiche, Tab & Bevel / Magnetic, Tab & Bevel corner tracks / Kurvenführungen Magnet, Tab & Bevel Version

Material / Material / Materialien:
 UHMW-PE riciclato / Recycling UHMW-PE
 Rezykliertes UHMW-PE
 BluLub Guide / Guides / Gleitprofile

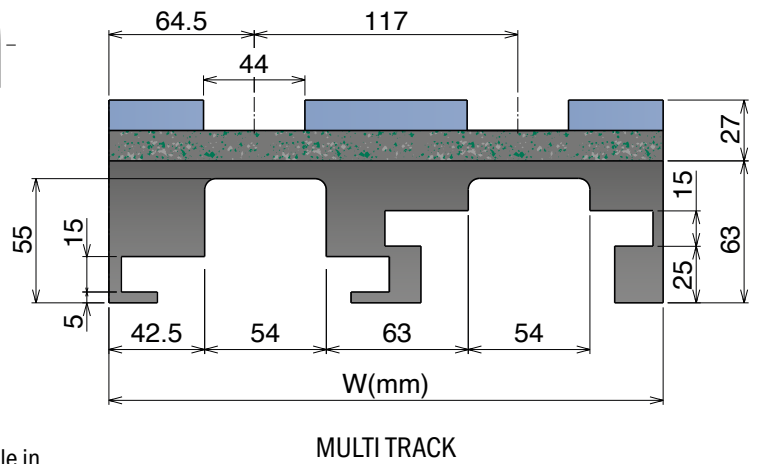
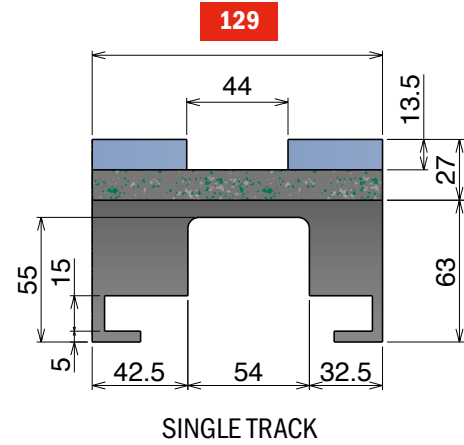
261 M MC27 Series

Chain Reference 261 M - K450

Curve Basic Width = 129 mm; Pitch = 117 mm



Available in **BluLub®**



RS complete curve

α 90°	Tracks	W	Material
83613614RS	1	129	Standard codes are for RS
83613624RS	2	246	
83613634RS	3	363	for RS^H add "H"
83613644RS	4	480	

for **RS^C** add "C"

Guides replacement kit

α 90°	Tracks	W	Material
83613614RS-KIT	1	129	Standard codes are for RS Kit
83613624RS-KIT	2	246	
83613634RS-KIT	3	363	for RS^H Kit replace "RS" with "RSH"
83613644RS-KIT	4	480	

for **RS^C Kit** replace "RS" with "RSC"

MAGNETIC SYSTEM

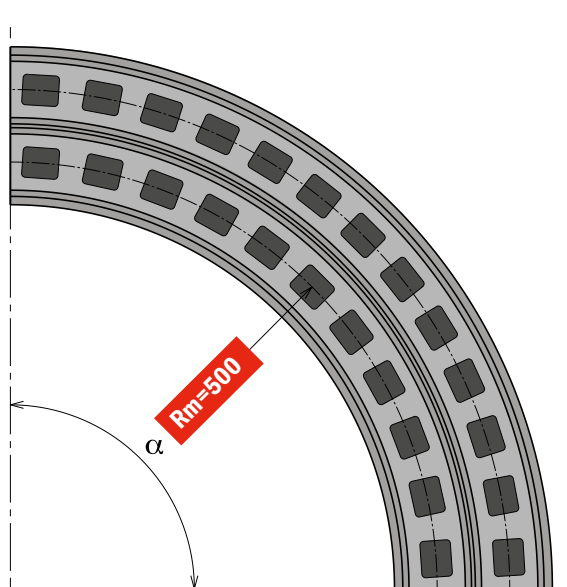
Solid curve in different materials available on request.

Images may differ from the actual product and are for illustrative purposes only.

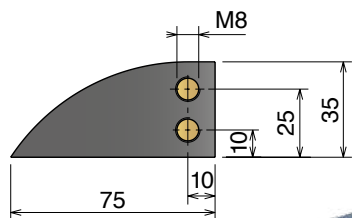
520 M MA7 Series

Chain Reference 520 M - K330

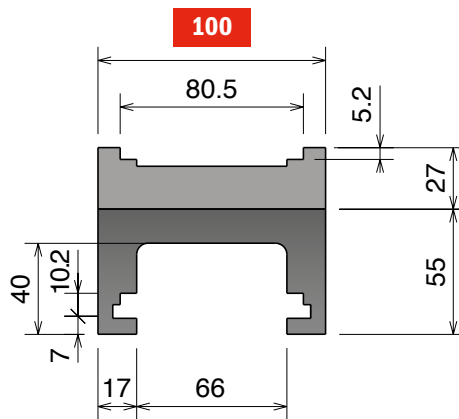
Curve Basic Width = 100 mm; Pitch = 85 mm



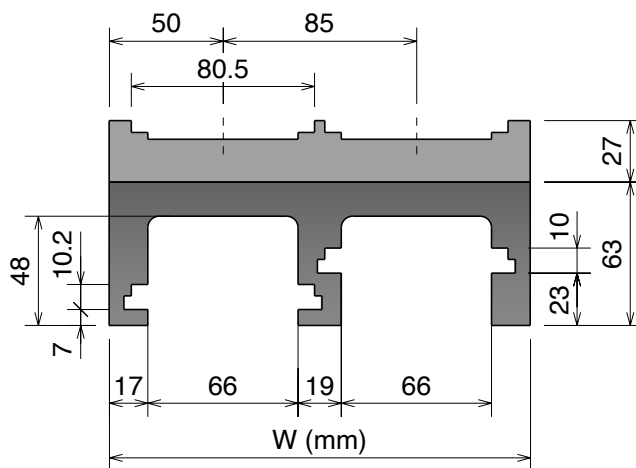
IN & OUT
 AVAILABLE ALSO
 125 mm - 100 mm - 50 mm



Available in
BluLub®



SINGLE TRACK



W (mm)
 MULTI TRACK

SOLID complete curve

MAGNETIC SYSTEM

Solid curve in different materials available on request.

α 15°	α 30°	α 45°	α 60°	α 75°	α 90°	Tracks	W	Material
85011110	85011210	85011310	85011410	85011510	85011610	1	100	Standard codes for UHMW-PE
85011120	85011220	85011320	85011420	85011520	85011620	2	185	
85011130	85011230	85011330	85011430	85011530	85011630	3	270	for BluLub® add "B"
85011140	85011240	85011340	85011440	85011540	85011640	4	355	
85011150	85011250	85011350	85011450	85011550	85011650	5	440	for C Abrasive add "C"
85011160	85011260	85011360	85011460	85011560	85011660	6	525	
85011170	85011270	85011370	85011470	85011570	85011670	7	610	
85011180	85011280	85011380	85011480	85011580	85011680	8	695	

520 M MA6 Series

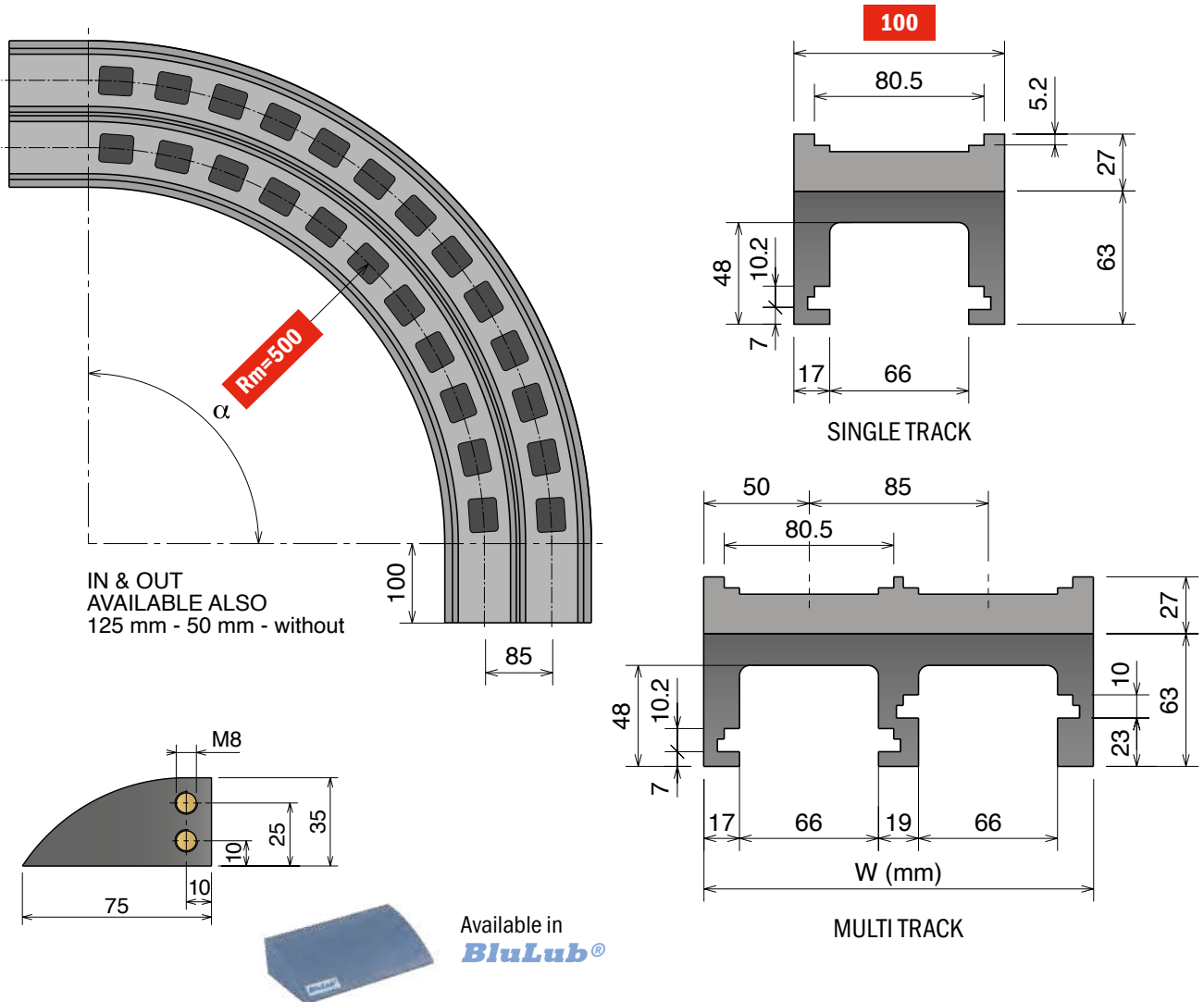
Curve magnetiche, Tab & Bevel / Magnetic, Tab & Bevel corner tracks / Kurvenführungen Magnet, Tab & Bevel Version

Materiale / Material / Materialien:
 Polietilene UHMW-PE
 Polyethylene UHMW-PE
 Polyäthylen UHMW-PE

520 M MA6 Series

Chain Reference 520 M - K330

Curve Basic Width = 100 mm; Pitch = 85 mm



SOLID complete curve

MAGNETIC SYSTEM

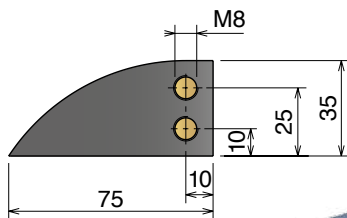
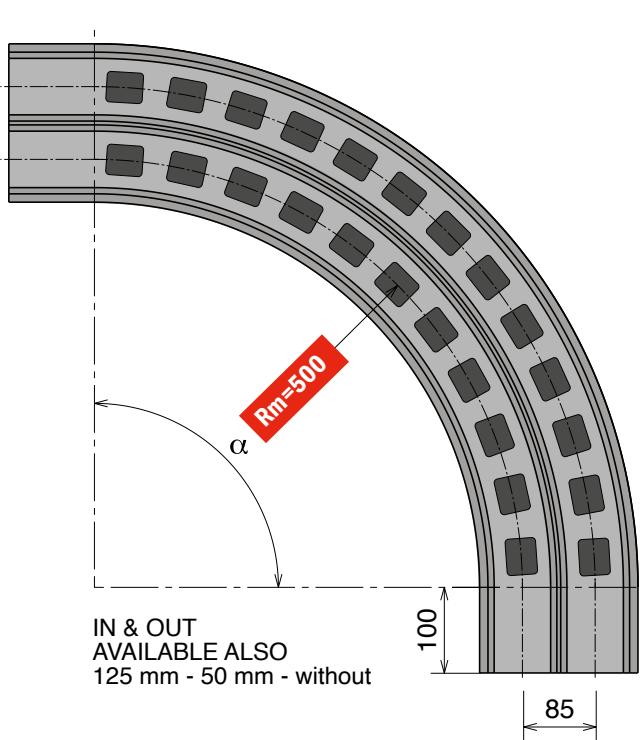
Solid curve in different materials available on request.

α 15°	α 30°	α 45°	α 60°	α 75°	α 90°	Tracks	W	Material
85011114	85011214	85011314	85011414	85011514	85011614	1	100	Standard codes for UHMW-PE
85011124	85011224	85011324	85011424	85011524	85011624	2	185	
85011134	85011234	85011334	85011434	85011534	85011634	3	270	for BluLub® add "B"
85011144	85011244	85011344	85011444	85011544	85011644	4	355	
85011154	85011254	85011354	85011454	85011554	85011654	5	440	for C Abrasive add "C"
85011164	85011264	85011364	85011464	85011564	85011664	6	525	
85011174	85011274	85011374	85011474	85011574	85011674	7	610	
85011184	85011284	85011384	85011484	85011584	85011684	8	695	

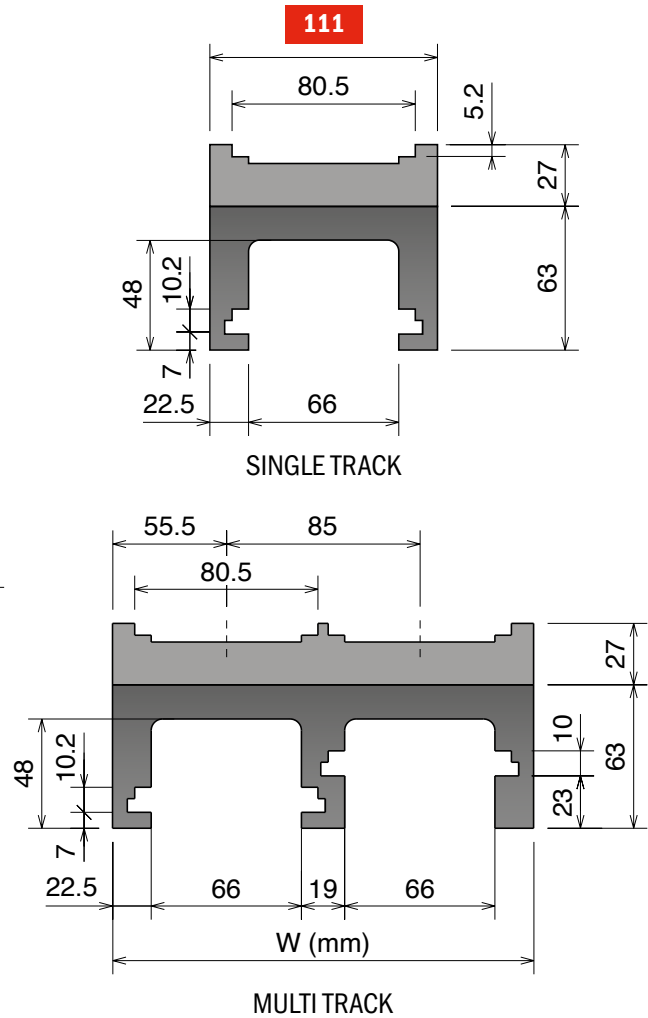
520 M MA4 Series

Chain Reference 520 M - K330

Curve Basic Width = 111 mm; Pitch = 85 mm



Available in **BluLub®**



SOLID complete curve

MAGNETIC SYSTEM

Solid curve in different materials available on request.

α 15°	α 30°	α 45°	α 60°	α 75°	α 90°	Tracks	W	Material
85111114	85111214	85111314	85111414	85111514	85111614	1	111	Standard codes for UHMW-PE
85111124	85111224	85111324	85111424	85111524	85111624	2	196	
85111134	85111234	85111334	85111434	85111534	85111634	3	281	
85111144	85111244	85111344	85111444	85111544	85111644	4	366	for BluLub® add "B"
85111154	85111254	85111354	85111454	85111554	85111654	5	451	
85111164	85111264	85111364	85111464	85111564	85111664	6	536	for Abrasive add "C"
85111174	85111274	85111374	85111474	85111574	85111674	7	621	
85111184	85111284	85111384	85111484	85111584	85111684	8	706	

520 M MA8 Series

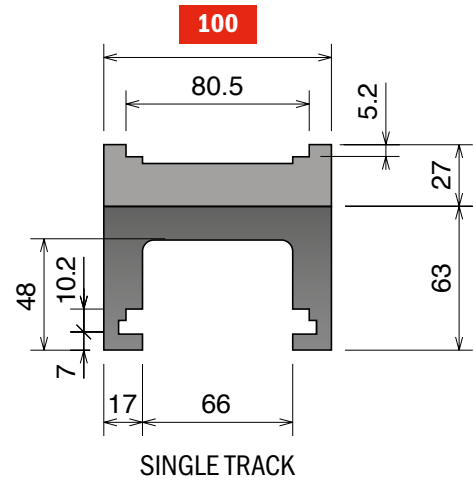

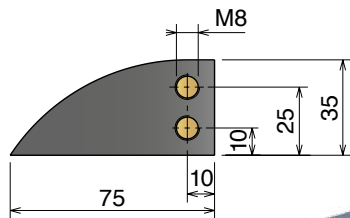
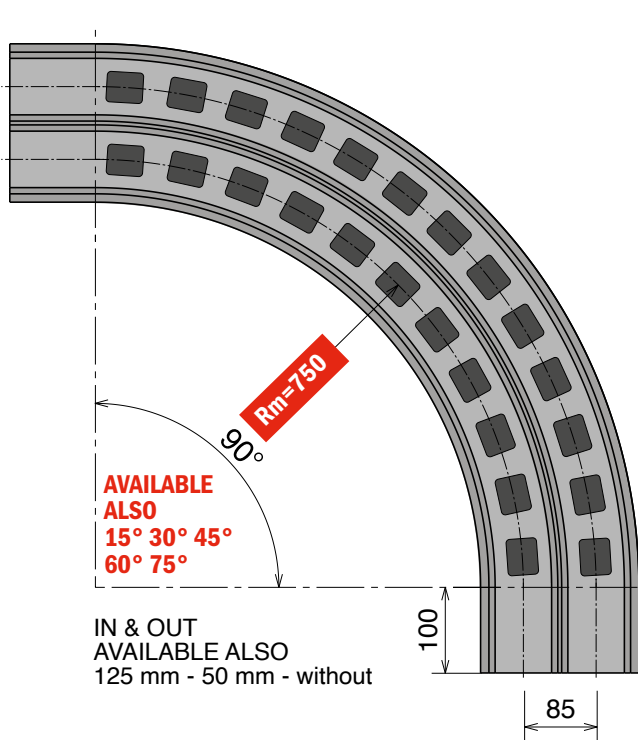
Curve magnetice, Tab & Bevel / Magnetic, Tab & Bevel corner tracks / Kurvenführungen Magnet, Tab & Bevel Version

Materiale / Material / Materialien:
 Polietilene UHMW-PE
 Polyethylene UHMW-PE
 Polyäthylen UHMW-PE

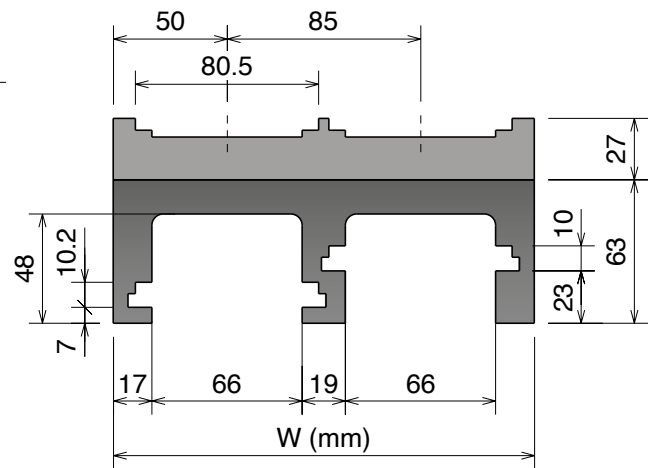
520 M MA8 Series

Chain Reference 520 M - K330

Curve Basic Width = 100 mm; Pitch = 85 mm



SINGLE TRACK



MULTI TRACK

SOLID complete curve

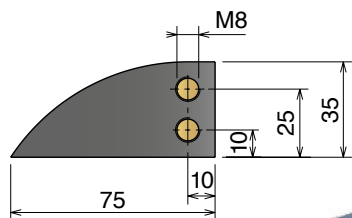
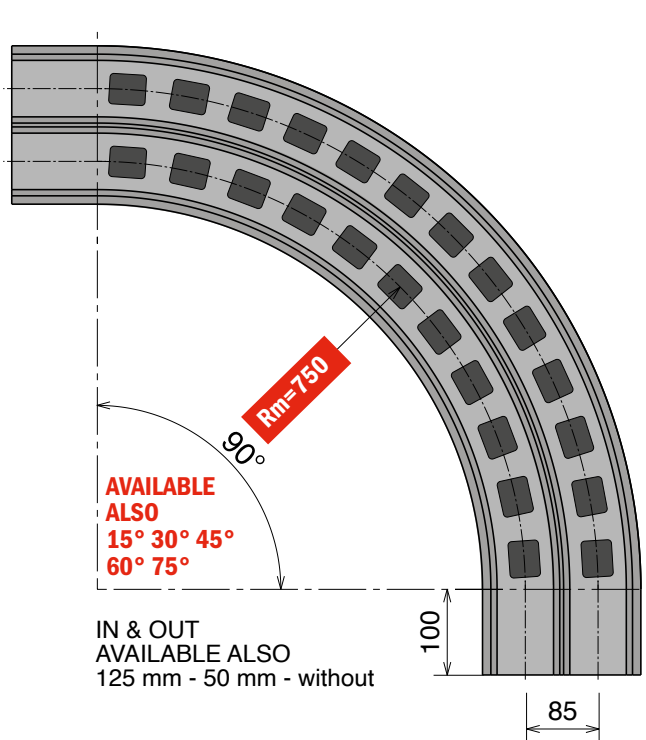
α 90°	Tracks	W	Material
85016614	1	100	Standard codes for UHMW-PE
85016624	2	185	
85016634	3	270	
85016644	4	355	for BluLub® add "B"
85016654	5	440	
85016664	6	525	for C Abrasive add "C"
85016674	7	610	
85016684	8	695	

MAGNETIC SYSTEM

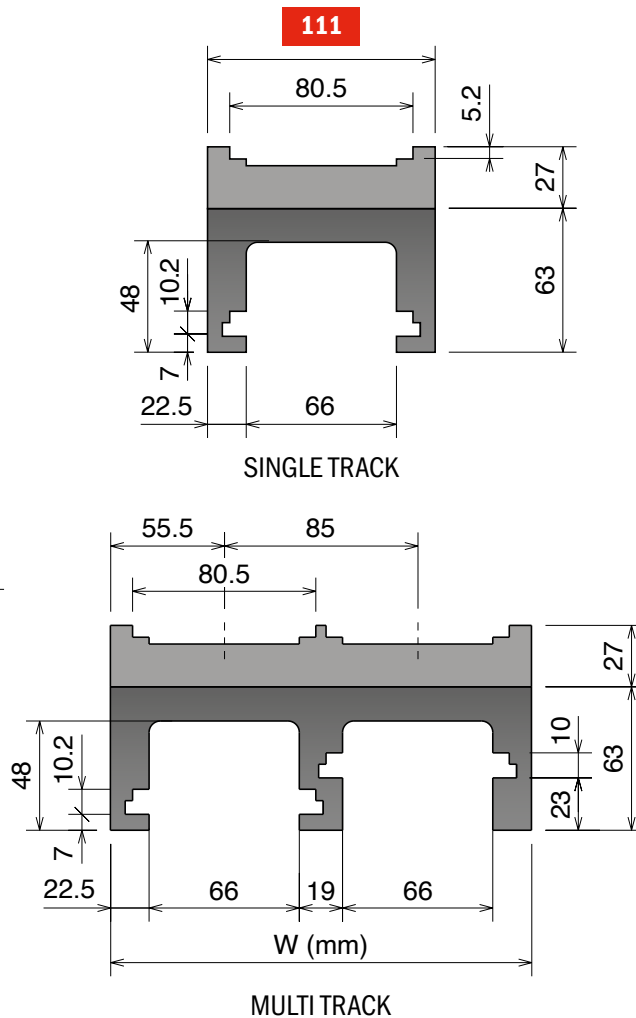
520 M MA42 Series

Chain Reference 520 M - K330

Curve Basic Width = 111 mm; Pitch = 85 mm



Available in
BluLub®



SOLID complete curve

α 90°	Tracks	W	Material
85116614	1	111	Standard codes for UHMW-PE
85116624	2	196	
85116634	3	281	for BluLub® add "B"
85116644	4	366	
85116654	5	451	for C Abrasive add "C"
85116664	6	536	
85116674	7	621	
85116684	8	706	

MAGNETIC SYSTEM

520 M MA43 Series

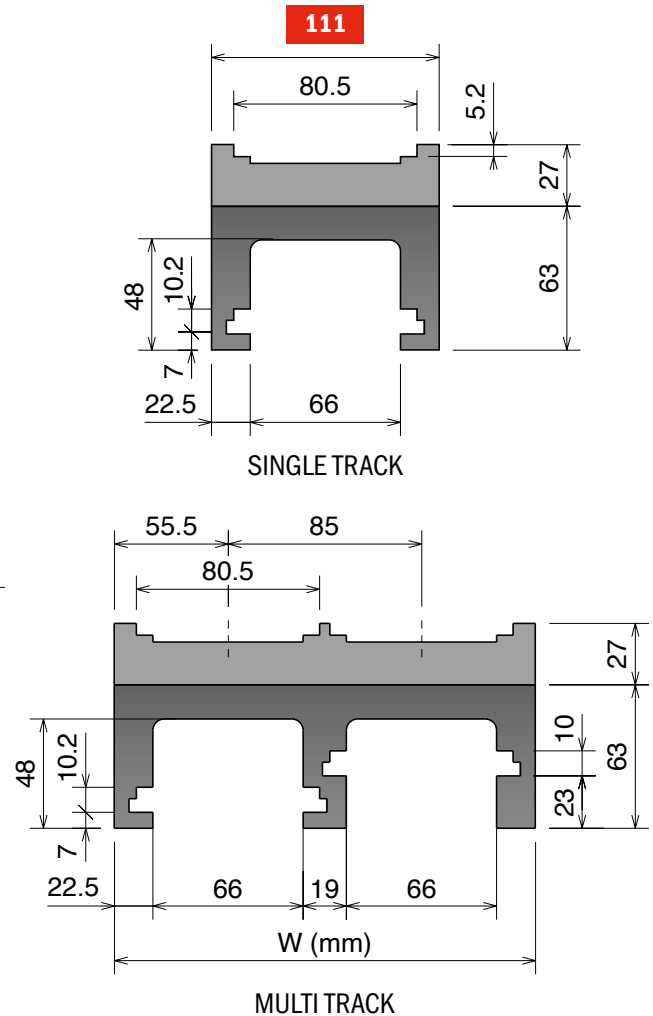

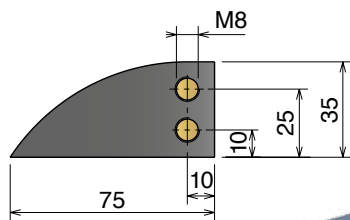
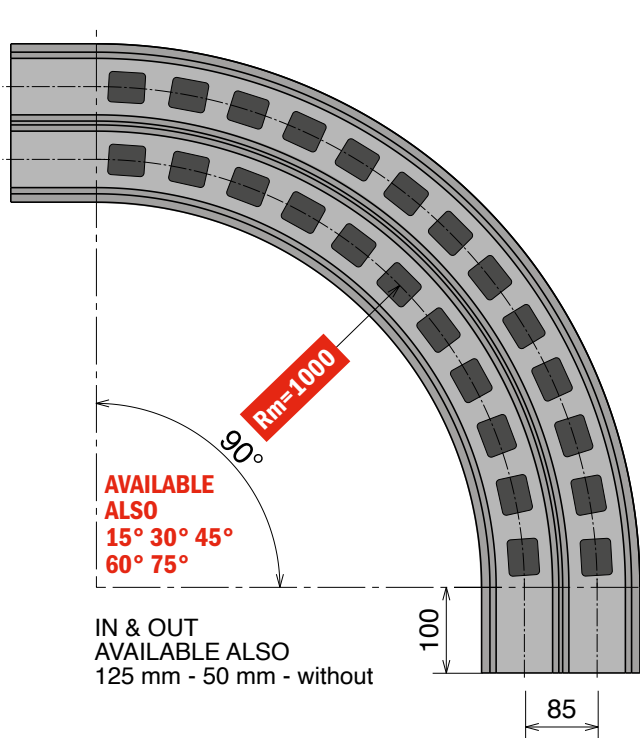
Curve magnetice, Tab & Bevel / Magnetic, Tab & Bevel corner tracks / Kurvenführungen Magnet, Tab & Bevel Version

Materiale / Material / Materialien:
 Polietilene UHMW-PE
 Polyethylene UHMW-PE
 Polyäthylen UHMW-PE

520 M MA43 Series

Chain Reference 520 M - K330

Curve Basic Width = 111 mm; Pitch = 85 mm



SOLID complete curve

α 90°	Tracks	W	Material
85119614	1	111	Standard codes for UHMW-PE
85119624	2	196	
85119634	3	281	for BluLub® add "B"
85119644	4	366	
85119654	5	451	for C Abrasive add "C"
85119664	6	536	
85119674	7	621	
85119684	8	706	

MAGNETIC SYSTEM

Materiale / Material / Materialien:
 Polietilene UHMW-PE
 Polyethylene UHMW-PE
 Polyäthylen UHMW-PE

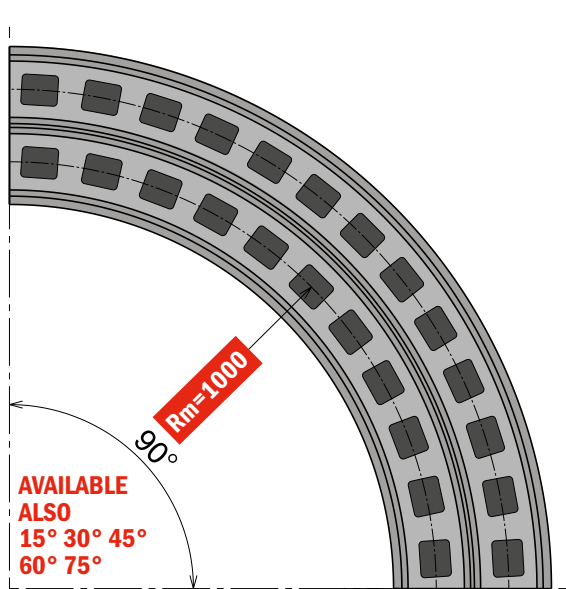
520 M MA5D Series

Curve magnetische, Tab & Bevel / Magnetic, Tab & Bevel corner tracks / Kurvenführungen Magnet, Tab & Bevel Version

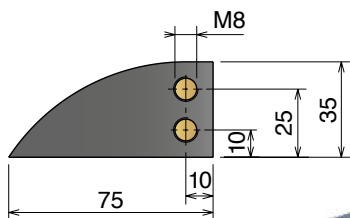
520 M MA5D Series

Chain Reference 520 M - K330

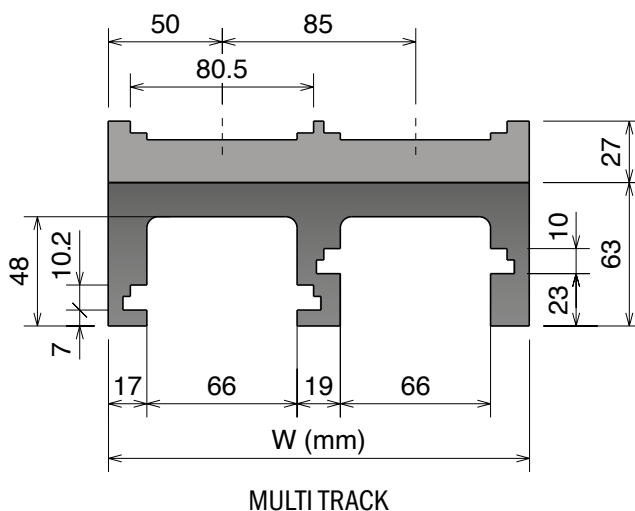
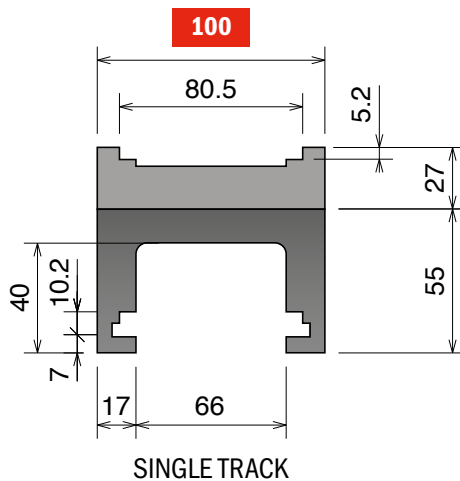
Curve Basic Width = 100 mm; Pitch = 85 mm



IN & OUT
 AVAILABLE ALSO
 125 mm - 100 mm - 50 mm



Available in
BluLub®



SOLID complete curve

α 90°	Tracks	W	Material
85019610	1	100	Standard codes for UHMW-PE
85019620	2	185	
85019630	3	270	for BluLub® add "B"
85019640	4	355	
85019650	5	440	for C Abrasive add "C"
85019660	6	525	
85019670	7	610	
85019680	8	695	

MAGNETIC SYSTEM

550 PRO M

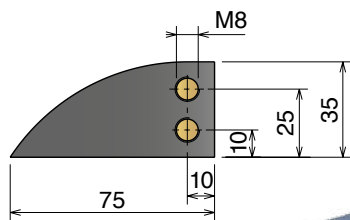
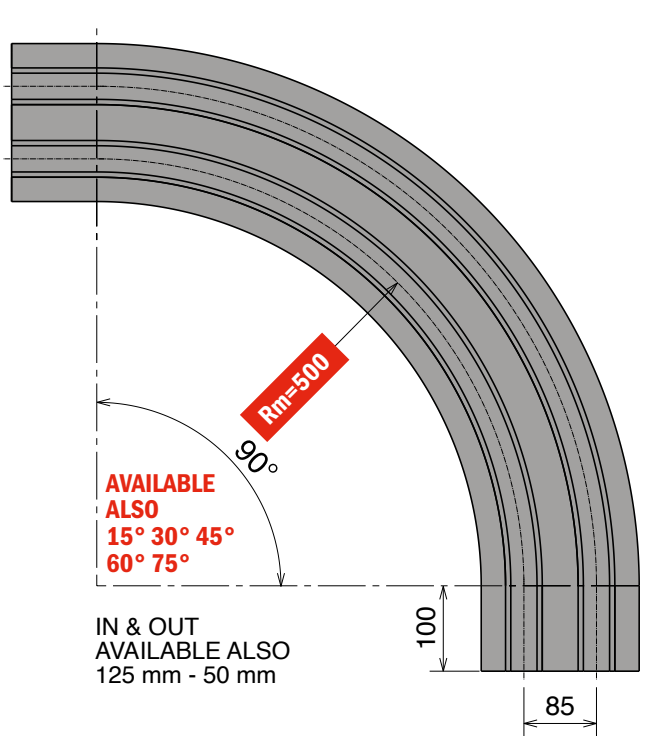
Curve magnetiche, Tab & Bevel / Magnetic, Tab & Bevel corner tracks / Kurvenführungen Magnet, Tab & Bevel Version

Materiale / Material / Materialien:
 Polietilene UHMW-PE
 Polyethylene UHMW-PE
 Polyäthylen UHMW-PE

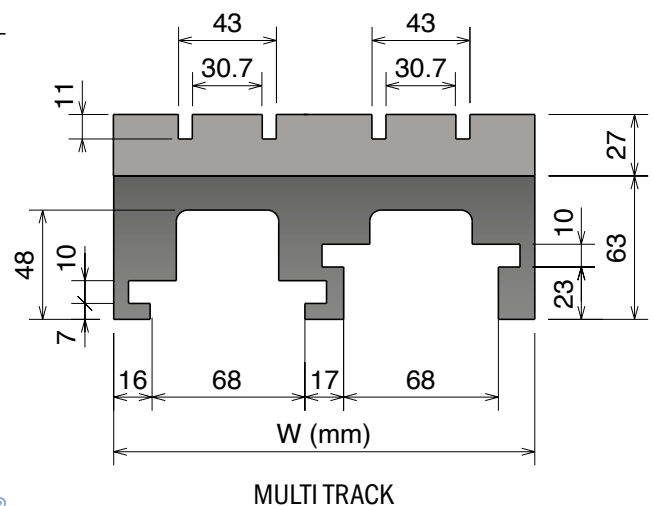
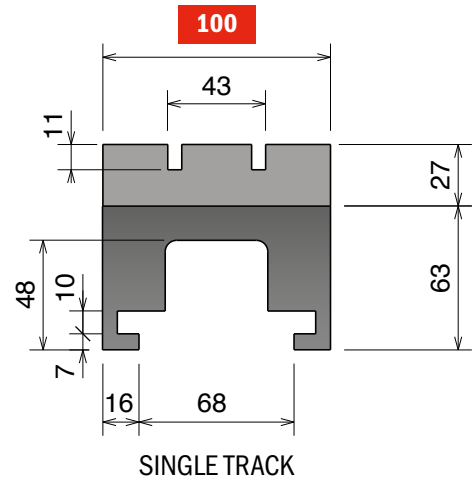
550 PRO M

Chain Reference 550 PRO M - K330

Curve Basic Width = 100 mm; Pitch = 85 mm



Available in
BluLub®



SOLID complete curve

α 90°	Tracks	W	Material
75211614	1	100	Standard codes for UHMW-PE
75211624	2	185	
75211634	3	270	
75211644	4	355	for BluLub® add "B"
75211654	5	440	
75211664	6	525	for Abrasive add "C"
75211674	7	610	
75211684	8	695	

MAGNETIC SYSTEM

Materiale / Material / Materialien:
 Polietilene UHMW-PE
 Polyethylene UHMW-PE
 Polyäthylen UHMW-PE

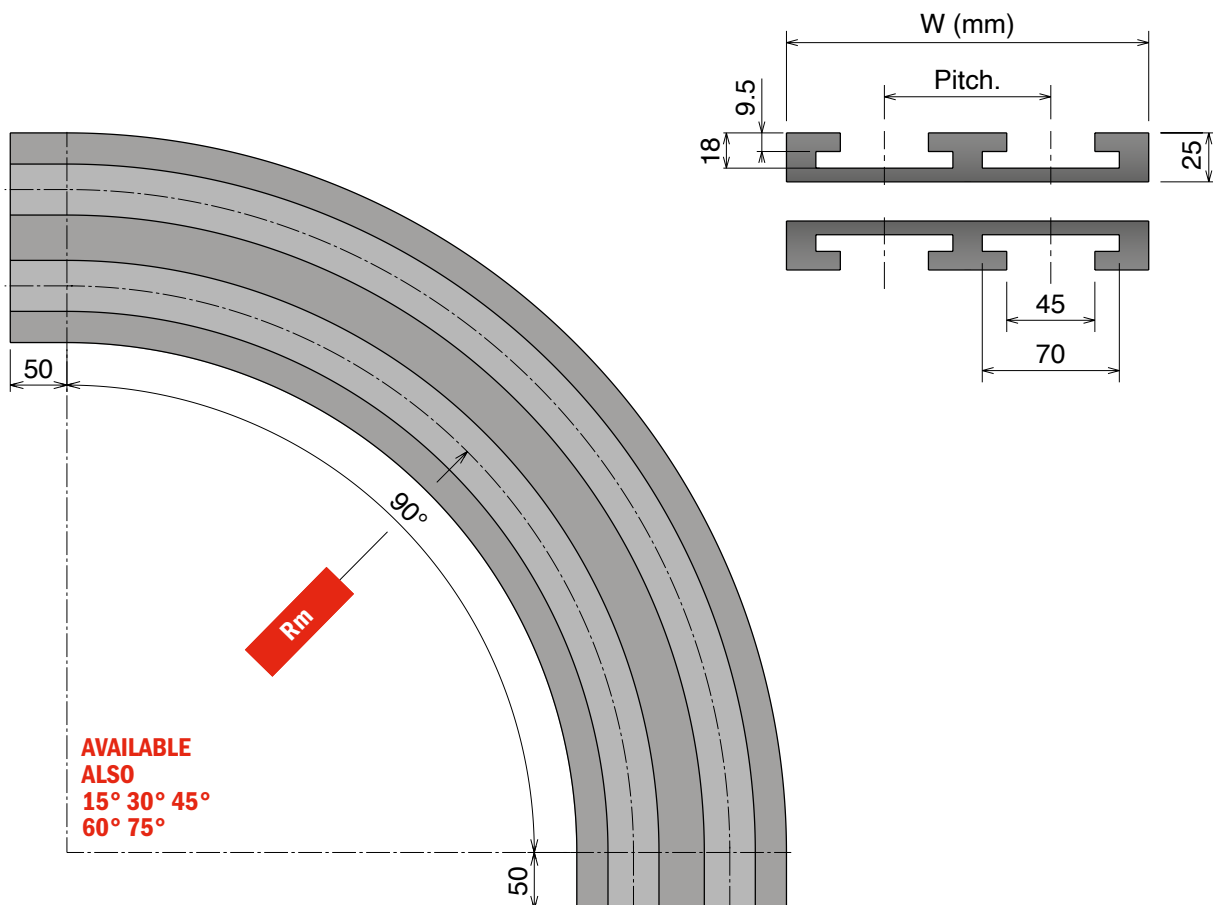
878-879-880-881-8811-240 XE-260-261 TAB

Curve magnetiche, Tab & Bevel / Magnetic, Tab & Bevel corner tracks / Kurvenführungen Magnet, Tab & Bevel Version

878-879-880-881-8811-240 XE-260-261 TAB

Chain Reference 878-879 TAB - K325/K450 880-881 TAB - K325/K450/K750 8881 TAB - K325/K330/K450/K750 240 XE TAB - K330 260-261 TAB - K330/K450






Supply: Set of 2 pieces (upper & return)



SOLID complete curve

TAB SYSTEM

Upper part available on request, in **BluLub®** and **C Abrasive**.

Rm 500	Rm 610	Rm 800	Rm 1000	Tracks	W	Pitch	Material
K325							
72021612	72023612	72027612	72029612	1	100	85	 Standard codes on table Upper part:  add "B" for BluLub®  add "C" for abrasive
72021622	72023622	72027622	72029622	2	185		
72021632	72023632	72027632	72029632	3	270		
72021642	72023642	72027642	72029642	4	355		
72021652	72023652	72027652	72029652	5	440		
72021662	72023662	72027662	72029662	6	525		
K450							
72121612	72123612	72127612	72129612	1	130	120	Upper and return part:  add "BB" for BluLub®  add "CC" for abrasive
72121622	72123622	72127622	72129622	2	250		
72121632	72123632	72127632	72129632	3	370		
72121642	72123642	72127642	72129642	4	490		
72121652	72123652	72127652	72129652	5	610		
72121662	72123662	72127662	72129662	6	730		
K750							
72221612	72223612	72227612	72229612	1	200	195	
72221622	72223622	72227622	72229622	2	395		
72221632	72223632	72227632	72229632	3	590		
72221642	72223642	72227642	72229642	4	785		

878 TAB-880 TAB BO

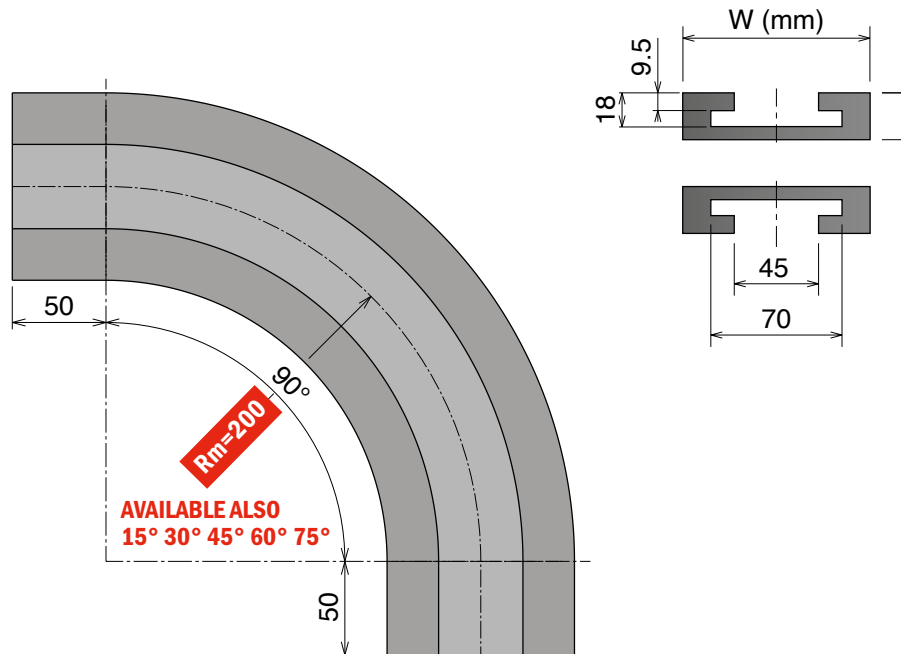
Curve magnetiche, Tab & Bevel / Magnetic, Tab & Bevel corner tracks / Kurvenführungen Magnet, Tab & Bevel Version

Materiale / Material / Materialien:
 Polietilene UHMW-PE
 Polyethylene UHMW-PE
 Polyäthylen UHMW-PE

878 TAB - 880 TAB BO

Chain Reference 878 TAB - K325/K450 880 TAB BO - K325/K450

Supply: Set of 2 pieces (upper & return)




Curve magnetiche, Tab & Bevel / Magnetic, Tab & Bevel corner tracks / Kurvenführungen Magnet, Tab & Bevel Version



TAB SYSTEM

Upper part available on request, in **BluLub**® and **C Abrasive**.

Rm 200	Tracks	W	Material
K325			 Standard codes on table
74420612	1	100	
K450			Upper part:  add " B " for BluLub ®  add " C " for abrasive
74520612	1	130	

Upper and return part:
 add "**BB**" for **BluLub**®
 add "**CC**" for abrasive

Images may differ from the actual product and are for illustrative purposes only.

Materiale / Material / Materialien:
 Polietilene UHMW-PE
 Polyethylene UHMW-PE
 Polyäthylen UHMW-PE

888 TAB

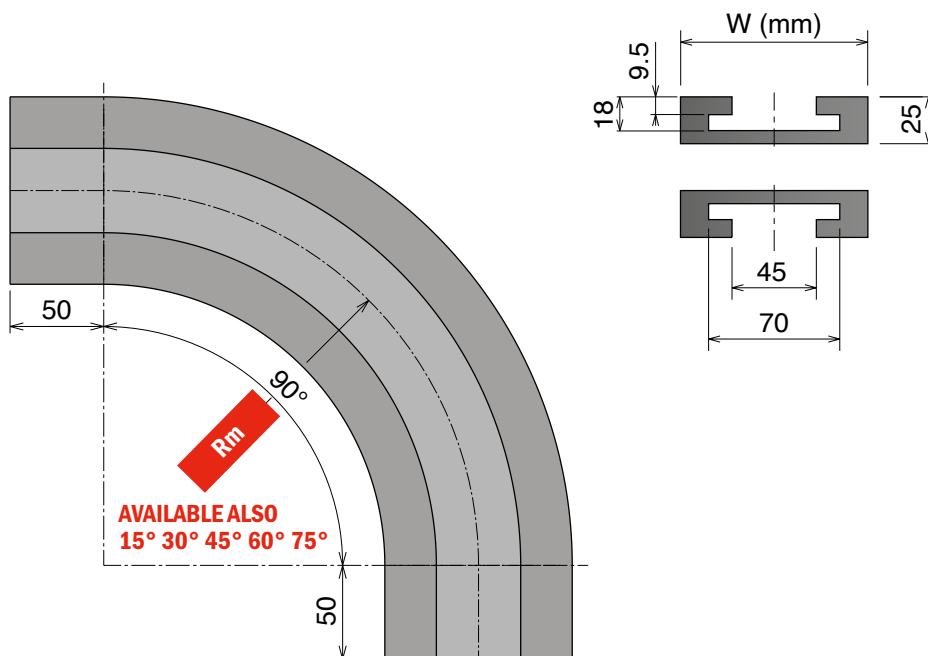
Curve magnetiche, Tab & Bevel / *Magnetic, Tab & Bevel corner tracks / Kurvenführungen Magnet, Tab & Bevel Version*

888 TAB

Chain Reference 888 TAB - W80/W140/W200

Delivery: Easy Standard

Supply: Set of 2 pieces (upper & return)






TAB SYSTEM

Upper part available on request, in **BluLub®** and **C Abrasive**.



BluLub®
 Strongly recommended

Rm 200	Rm 500	Tracks	W	Material
W80				
74420612	72021612	1	100	 Standard codes on table
W140				
-	74621612	1	155	Upper part:  add " B " for BluLub®
W200				
-	74721612	1	215	 add " C " for abrasive

Upper and return part:

add "**BB**" for **BluLub®**

add "**CC**" for abrasive

882 TAB

Curve magnetiche, Tab & Bevel / Magnetic, Tab & Bevel corner tracks / Kurvenführungen Magnet, Tab & Bevel Version

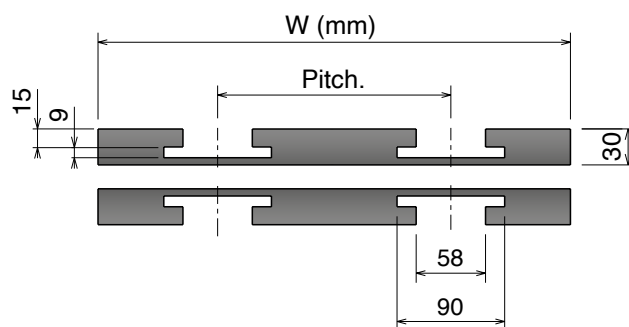
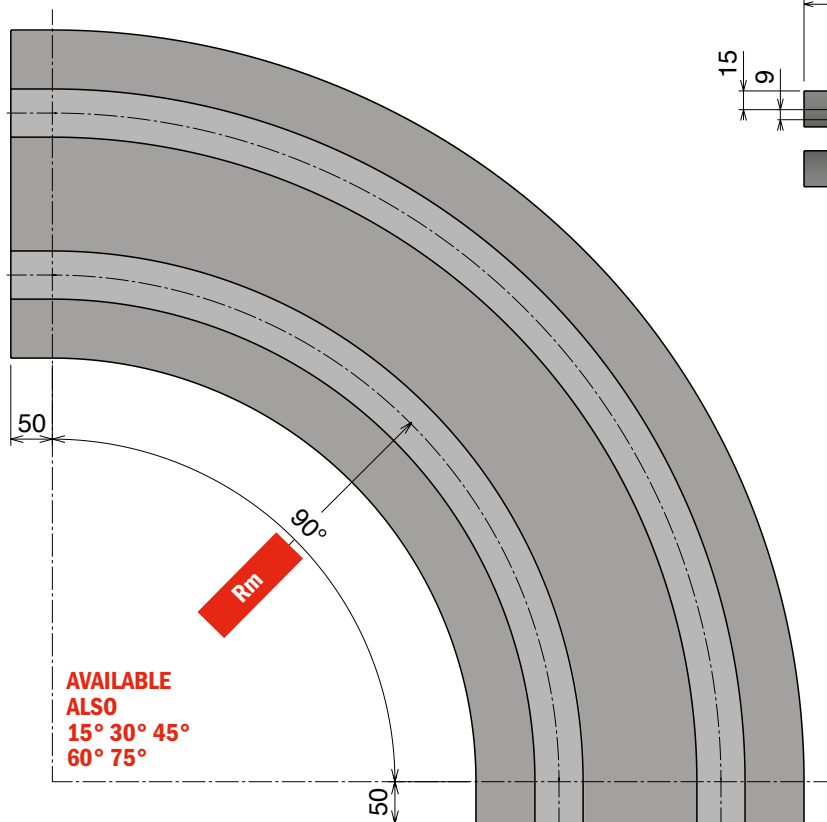
Materiale / Material / Materialien:
 Polietilene UHMW-PE
 Polyethylene UHMW-PE
 Polyäthylen UHMW-PE

882 TAB

Chain Reference 882 TAB - K450/K600/K750/K1000/K1200






Delivery: **Easy** **Standard**

Supply: Set of 2 pieces (upper & return)



TAB SYSTEM

Upper part available on request, in **BluLub**® and **C Abrasive**.

Rm 610	Rm 800	Rm 1000	Tracks	W	Pitch	Material
K450						
72723612	72727612	72729612	1	130	120	 Standard codes on table Upper part:
72723622	72727622	72729622	2	250		
72723632	72727632	72729632	3	370		
72723642	72727642	72729642	4	490		
K600						
74823612	74827612	74829612	1	170	160	 add "B" for BluLub ®  add "C" for abrasive
74823622	74827622	74829622	2	330		
74823632	74827632	74829632	3	490		
74823642	74827642	74829642	4	650		
K750						
72323612	72327612	72329612	1	200	195	Upper and return part:  add "BB" for BluLub ®  add "CC" for abrasive
72323622	72327622	72329622	2	395		
72323632	72327632	72329632	3	590		
72323642	72327642	72329642	4	785		
K1000						
72423612	72427612	72429612	1	270	260	
72423622	72427622	72429622	2	530		
72423632	72427632	72429632	3	790		
72423642	72427642	72429642	4	1050		
K1200						
72523612	72527612	72529612	1	320	310	
72523622	72527622	72529622	2	630		
72523632	72527632	72529632	3	940		
72523642	72527642	72529642	4	1250		

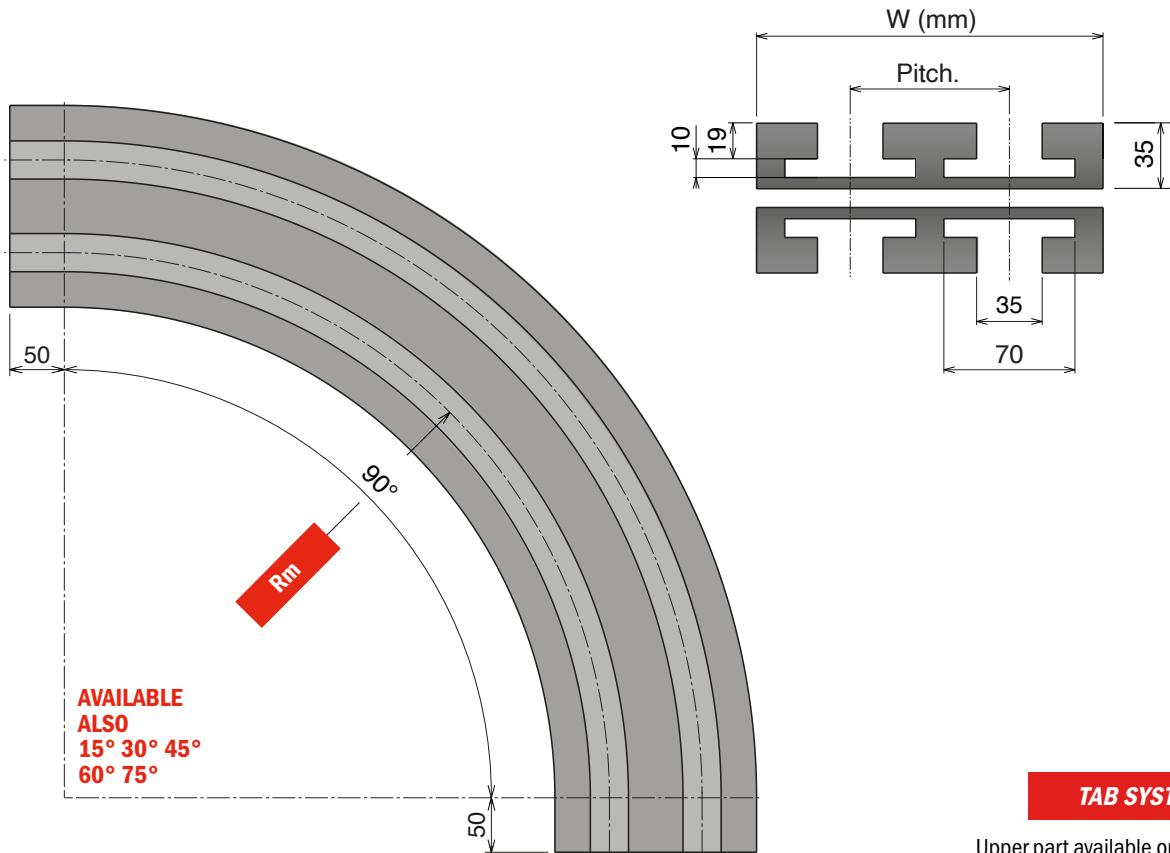
Images may differ from the actual product and are for illustrative purposes only.

1873-1874 TAB

Chain Reference 1873 TAB-1874 TAB - K325/K450/K600/K750/K1000/K1200

Delivery: **Easy** **Standard**



















Supply: Set of 2 pieces (upper & return)



AVAILABLE ALSO
 15° 30° 45°
 60° 75°

TAB SYSTEM

Upper part available on request, in **BluLub®** and **C Abrasive**.

Rm 500	Rm 610	Rm 800	Rm 1000	Tracks	W	Pitch	Material
K325							
72621612	72623612	72627612	72629612	1	100	85	 Standard codes on table Upper part:  add " B " for BluLub®  add " C " for abrasive
72621622	72623622	72627622	72629622	2	185		
72621632	72623632	72627632	72629632	3	270		
72621642	72623642	72627642	72629642	4	355		
K450							
72821612	72823612	72827612	72829612	1	130	120	 Standard codes on table Upper part:  add " B " for BluLub®  add " C " for abrasive
72821622	72823622	72827622	72829622	2	250		
72821632	72823632	72827632	72829632	3	370		
72821642	72823642	72827642	72829642	4	490		
K600							
72921612	72923612	72927612	72929612	1	170	160	 Standard codes on table Upper and return part:  add " BB " for BluLub®  add " CC " for abrasive
72921622	72923622	72927622	72929622	2	330		
72921632	72923632	72927632	72929632	3	490		
72921642	72923642	72927642	72929642	4	650		
K750							
73721612	73723612	73727612	73729612	1	200	195	 Standard codes on table Upper and return part:  add " BB " for BluLub®  add " CC " for abrasive
73721622	73723622	73727622	73729622	2	395		
73721632	73723632	73727632	73729632	3	590		
73721642	73723642	73727642	73729642	4	785		
K1000							
73821612	73823612	73827612	73829612	1	270	260	 Standard codes on table Upper and return part:  add " BB " for BluLub®  add " CC " for abrasive
73821622	73823622	73827622	73829622	2	530		
K1200							
73921612	73923612	73927612	73929612	1	320	310	 Standard codes on table Upper and return part:  add " BB " for BluLub®  add " CC " for abrasive
73921622	73923622	73927622	73929622	2	630		

1843 TAB

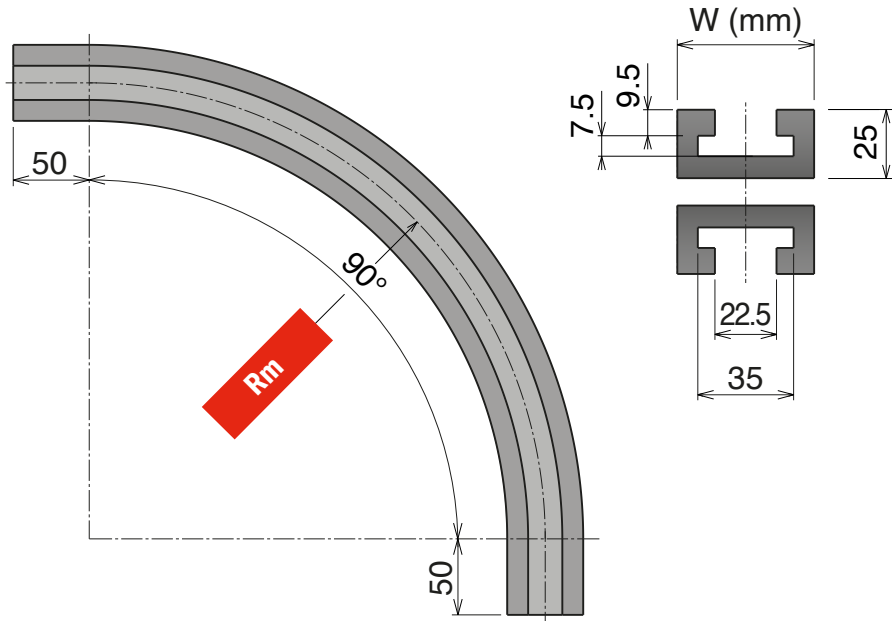
Curve magnetiche, Tab & Bevel / Magnetic, Tab & Bevel corner tracks / Kurvenführungen Magnet, Tab & Bevel Version

Materiale / Material / Materialien:
 Polietilene UHMW-PE
 Polyethylene UHMW-PE
 Polyäthylen UHMW-PE

1843 TAB

Chain Reference 1843 TAB - K125/K200

Supply: Set of 2 pieces (upper & return)



TAB SYSTEM


Upper part available on request, in **BluLub®** and **C Abrasive**.

Rm 300	Rm 500	Tracks	W	Material
K125				
74020612	74021612	1	50	
K200				
74120612	74121612	1	70	

 **Standard** codes on table


Upper part:

 add "**B**" for **BluLub®**

 add "**C**" for abrasive

Upper and return part:

 add "**BB**" for **BluLub®**

 add "**CC**" for abrasive

Materiale / Material / Materialien:
 Polietilene UHMW-PE
 Polyethylene UHMW-PE
 Polyäthylen UHMW-PE

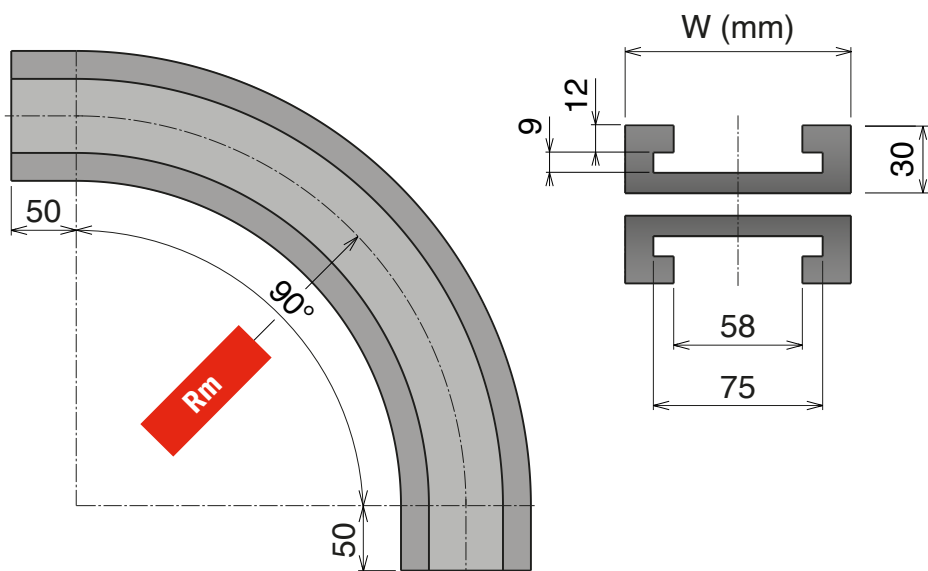
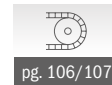
1701 TAB-1706 TAB

Curve magnetiche, Tab & Bevel / Magnetic, Tab & Bevel corner tracks / Kurvenführungen Magnet, Tab & Bevel Version

1701 TAB-1706 TAB


Chain Reference 1701 TAB - 1701 TAB OP - 1701 TAB OPF - 1706 TAB - K55

Supply: Set of 2 pieces (upper & return)



TAB SYSTEM

Upper part available on request, in **BluLub®** and **C Abrasive**.

Rm 250	Rm 500	Tracks	W	Material
K55				 Standard codes on table
74220612	74221612	1	100	

Upper part:



add "**B**" for **BluLub®**



add "**C**" for abrasive

Upper and return part:



add "**BB**" for **BluLub®**

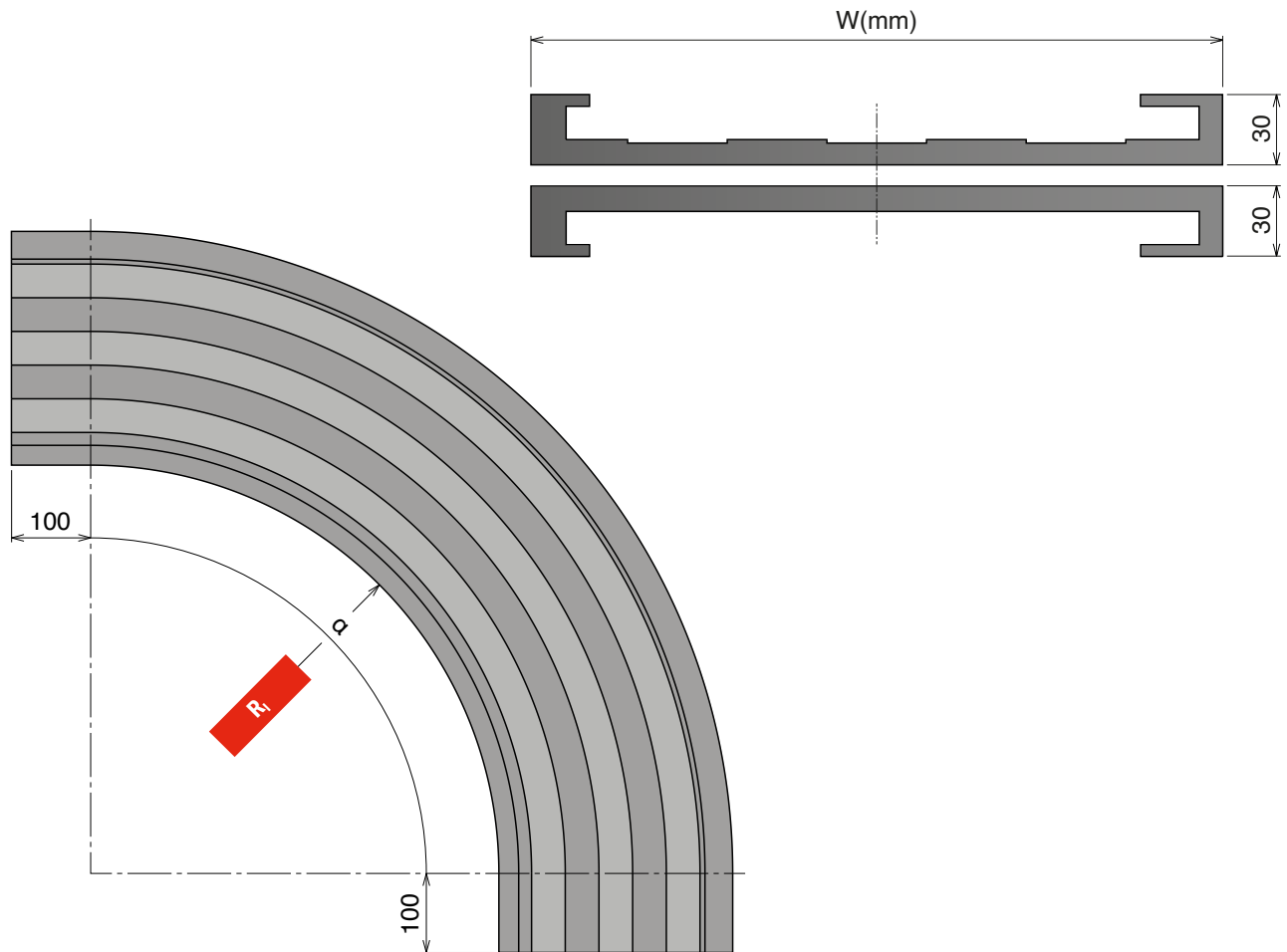


add "**CC**" for abrasive

600 Standard and Small radius

Belt Reference 600 Standard 600 Small radius

Supply: Set of 2 pieces (upper & return)



Upper part available in **BluLub®** on request, add "B" at the end of the code.

600 Standard

α 15°	α 30°	α 45°	α 60°	α 75°	α 90°	Curve radius R_1	Curve width W	Min. belt radius R_B	Belt width W_B
76041114	76041214	76041314	76041414	76041514	76041614	515	295	510	255
76042124	76042224	76042324	76042424	76042524	76042624	685	380	680	340
76043134	76043234	76043334	76043434	76043534	76043634	855	465	850	425
76044144	76044244	76044344	76044444	76044544	76044644	1025	550	1020	510
76045154	76045254	76045354	76045454	76045554	76045654	1195	635	1190	595
76046164	76046264	76046364	76046464	76046564	76046664	1365	720	1360	680
76047174	76047274	76047374	76047474	76047574	76047674	1535	805	1530	765
76048184	76048284	76048384	76048484	76048584	76048684	1705	890	1700	850

600 Small radius

α 15°	α 30°	α 45°	α 60°	α 75°	α 90°	Curve radius R_1	Curve width W	Min. belt radius R_B	Belt width W_B
76051124	76051224	76051324	76051424	76051524	76051624	405	380	400	340
76052134	76052234	76052334	76052434	76052534	76052634	505	465	500	425
76053144	76053244	76053344	76053444	76053544	76053644	605	550	600	510
76054154	76054254	76054354	76054454	76054554	76054654	725	635	720	595
76055164	76055264	76055364	76055464	76055564	76055664	885	720	880	680
76056174	76056274	76056374	76056474	76056574	76056674	1045	805	1040	765
76057184	76057284	76057384	76057484	76057584	76057684	1205	890	1200	850

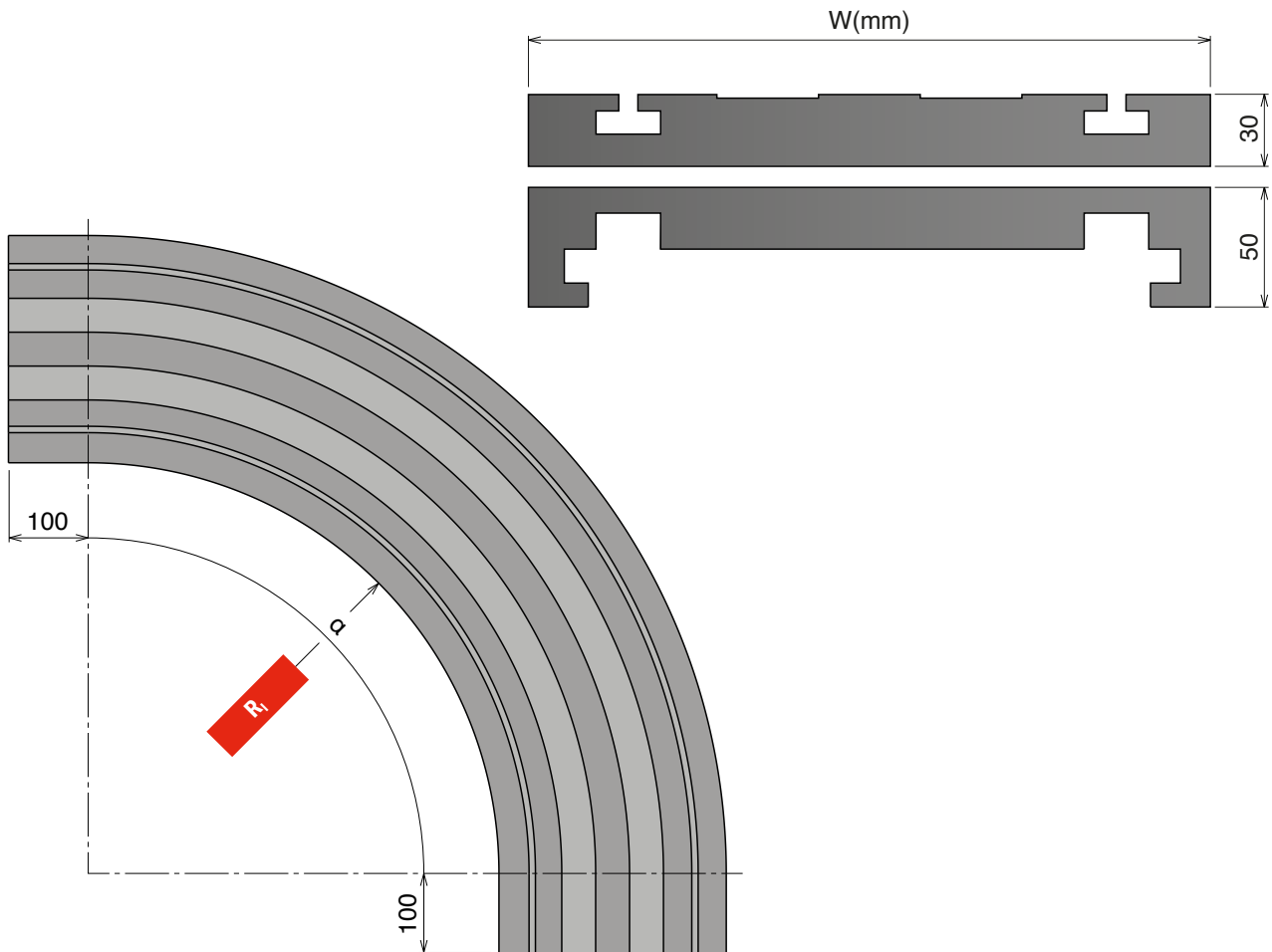
600 Standard and Small radius - TAB Version

Belt Reference

600 Standard - TAB / Reverse TAB / TAB reverse TAB

600 Small radius - TAB / Reverse TAB / TAB reverse TAB

Supply: Set of 2 pieces (upper & return)



600 Standard - TAB / Reverse TAB / TAB reverse TAB

Upper part available in **BluLub®** on request, add "B" at the end of the code.

α 15°	α 30°	α 45°	α 60°	α 75°	α 90°	Curve radius R_1	Curve width W	Min. belt radius R_B	Belt width W_B
76141114	76141214	76141314	76141414	76141514	76141614	515	285	510	255
76142124	76142224	76142324	76142424	76142524	76142624	685	370	680	340
76143134	76143234	76143334	76143434	76143534	76143634	855	455	850	425
76144144	76144244	76144344	76144444	76144544	76144644	1025	540	1020	510
76145154	76145254	76145354	76145454	76145554	76145654	1195	625	1190	595
76146164	76146264	76146364	76146464	76146564	76146664	1365	710	1360	680
76147174	76147274	76147374	76147474	76147574	76147674	1535	795	1530	765
76148184	76148284	76148384	76148484	76148584	76148684	1705	880	1700	850

600 Small radius - TAB / Reverse TAB / TAB reverse TAB

α 15°	α 30°	α 45°	α 60°	α 75°	α 90°	Curve radius R_1	Curve width W	Min. belt radius R_B	Belt width W_B
76151124	76151224	76151324	76151424	76151524	76151624	405	370	400	340
76152134	76152234	76152334	76152434	76152534	76152634	505	455	500	425
76153144	76153244	76153344	76153444	76153544	76153644	605	540	600	510
76154154	76154254	76154354	76154454	76154554	76154654	725	625	720	595
76155164	76155264	76155364	76155464	76155564	76155664	885	710	880	680
76156174	76156274	76156374	76156474	76156574	76156674	1045	795	1040	765
76157184	76157284	76157384	76157484	76157584	76157684	1205	880	1200	850

600 Heavy duty and Heavy duty/Small radius

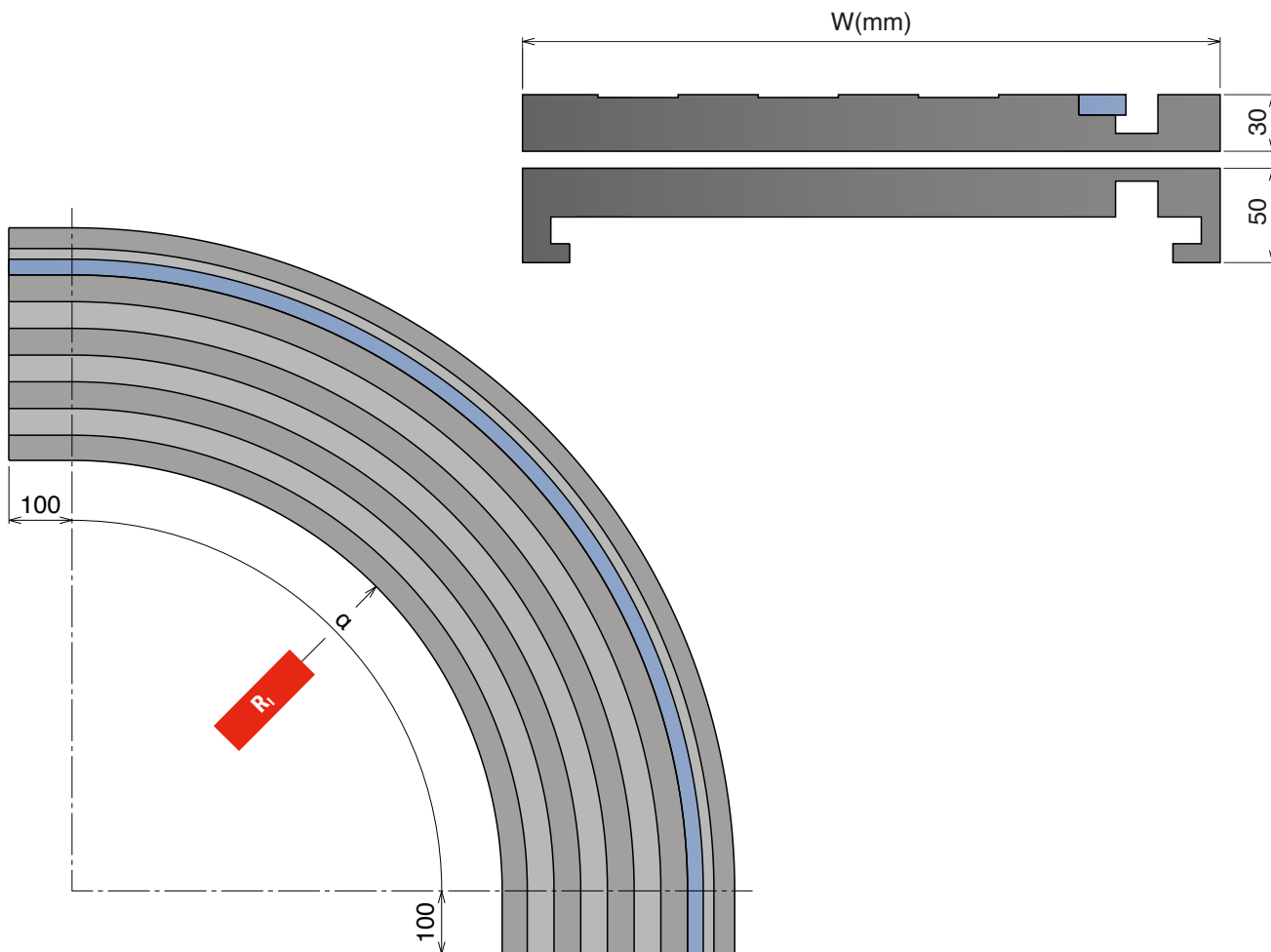
Tratti rettilinei / Straight track section / Gerade Schienen

Materiale / Material / Materialien:
 Polietilene UHMW-PE / **BluLub**
 Polyethylene UHMW-PE / **BluLub**
 Polyäthylen UHMW-PE / **BluLub**

600 Heavy duty and Heavy duty/Small radius

Belt Reference 600 Heavy duty 600 Heavy duty / Small radius

Supply: Set of 2 pieces (upper & return)



600 Heavy duty

Standard with **BluLub**® strip for minimized friction.

α 15°	α 30°	α 45°	α 60°	α 75°	α 90°	Curve radius R_1	Curve width W	Min. belt radius R_B	Belt width W_B
76241114	76241214	76241314	76241414	76241514	76241614	515	285	510	255
76242124	76242224	76242324	76242424	76242524	76242624	685	370	680	340
76243134	76243234	76243334	76243434	76243534	76243634	855	455	850	425
76244144	76244244	76244344	76244444	76244544	76244644	1025	540	1020	510
76245154	76245254	76245354	76245454	76245554	76245654	1195	625	1190	595
76246164	76246264	76246364	76246464	76246564	76246664	1365	710	1360	680
76247174	76247274	76247374	76247474	76247574	76247674	1535	795	1530	765
76248184	76248284	76248384	76248484	76248584	76248684	1705	880	1700	850

600 Heavy duty/Small radius

α 15°	α 30°	α 45°	α 60°	α 75°	α 90°	Curve radius R_1	Curve width W	Min. belt radius R_B	Belt width W_B
76250114	76250214	76250314	76250414	76250514	76250614	395	285	390	255
76251124	76251224	76251324	76251424	76251524	76251624	425	370	420	340
76252134	76252234	76252334	76252434	76252534	76252634	505	455	500	425
76253144	76253244	76253344	76253444	76253544	76253644	605	540	600	510
76254154	76254254	76254354	76254454	76254554	76254654	725	625	720	595
76255164	76255264	76255364	76255464	76255564	76255664	885	710	880	680
76256174	76256274	76256374	76256474	76256574	76256674	1045	795	1040	765
76257184	76257284	76257384	76257484	76257584	76257684	1205	880	1200	850

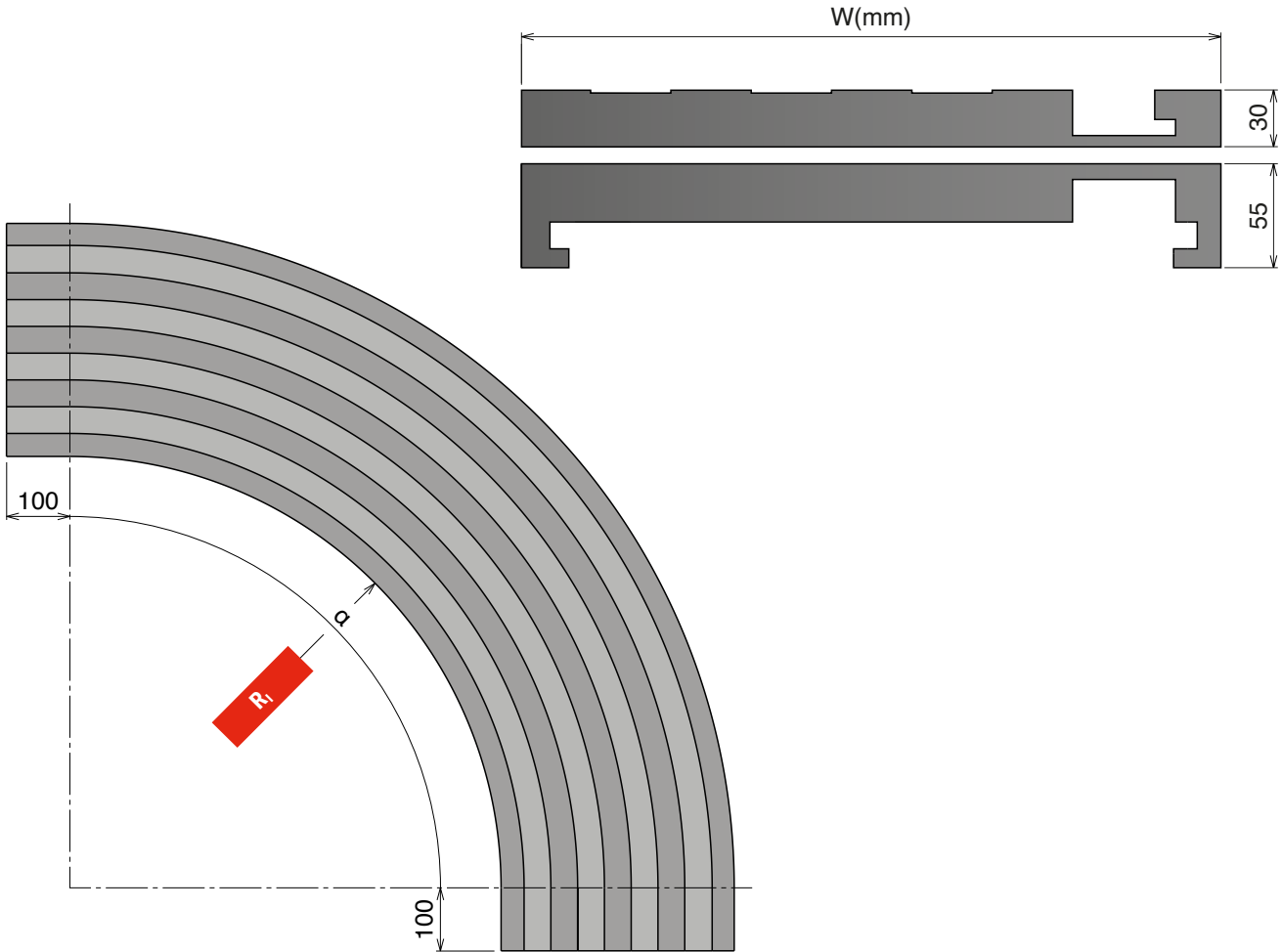
600 with Bearings

Belt Reference

600 Heavy duty with Bearings

600 Heavy duty/Small radius with Bearings

Supply: Set of 2 pieces (upper & return)



Upper part available in **BluLub®** on request, add "B" at the end of the code.

600 Heavy duty with Bearings

α 15°	α 30°	α 45°	α 60°	α 75°	α 90°	Curve radius R_1	Curve width W	Min. belt radius R_B	Belt width W_B
76341114	76341214	76341314	76341414	76341514	76341614	515	285	510	255
76342124	76342224	76342324	76342424	76342524	76342624	685	370	680	340
76343134	76343234	76343334	76343434	76343534	76343634	855	455	850	425
76344144	76344244	76344344	76344444	76344544	76344644	1025	540	1020	510
76345154	76345254	76345354	76345454	76345554	76345654	1195	625	1190	595
76346164	76346264	76346364	76346464	76346564	76346664	1365	710	1360	680
76347174	76347274	76347374	76347474	76347574	76347674	1535	795	1530	765
76348184	76348284	76348384	76348484	76348584	76348684	1705	880	1700	850

600 Heavy duty/Small radius with Bearings

α 15°	α 30°	α 45°	α 60°	α 75°	α 90°	Curve radius R_1	Curve width W	Min. belt radius R_B	Belt width W_B
76350114	76350214	76350314	76350414	76350514	76350614	395	285	390	255
76351124	76351224	76351324	76351424	76351524	76351624	425	370	420	340
76352134	76352234	76352334	76352434	76352534	76352634	505	455	500	425
76353144	76353244	76353344	76353444	76353544	76353644	605	540	600	510
76354154	76354254	76354354	76354454	76354554	76354654	725	625	720	595
76355164	76355264	76355364	76355464	76355564	76355664	885	710	880	680
76356174	76356274	76356374	76356474	76356574	76356674	1045	795	1040	765
76357184	76357284	76357384	76357484	76357584	76357684	1205	880	1200	850

880-881-8811 B

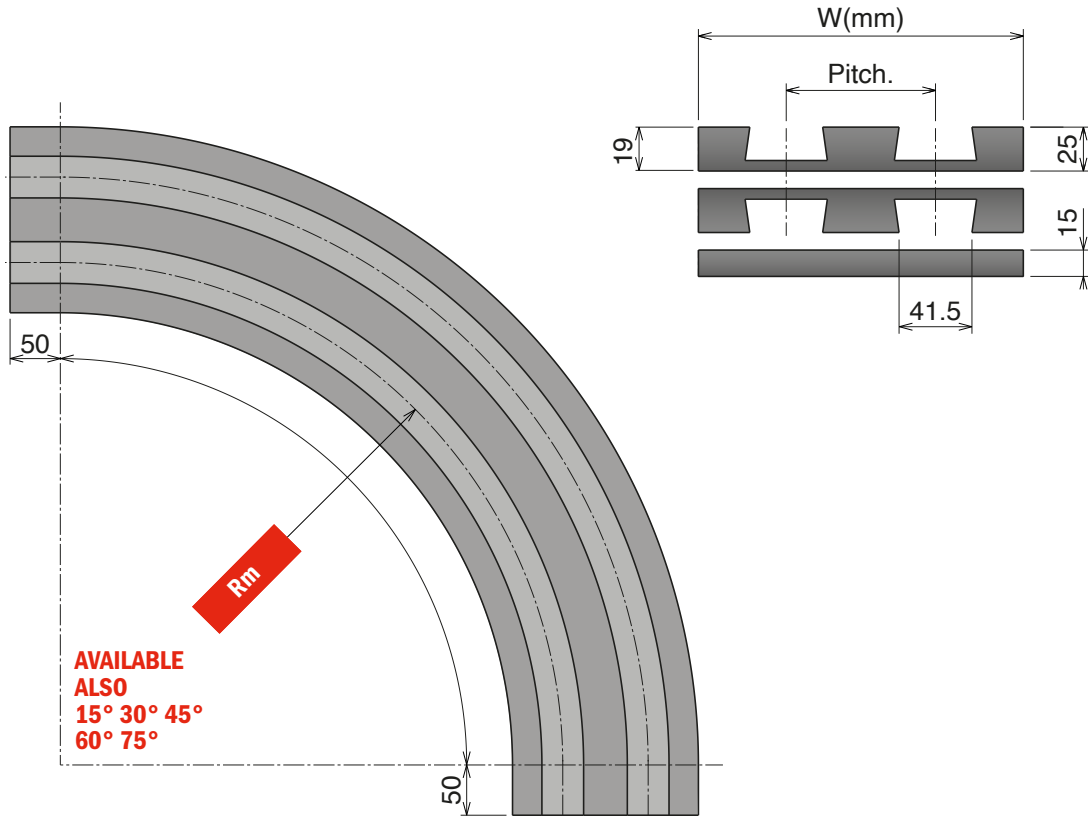
Curve magnetiche, Tab & Bevel / Magnetic, Tab & Bevel corner tracks / Kurvenführungen Magnet, Tab & Bevel Version

Materiale / Material / Materialien:
 Polietilene UHMW-PE
 Polyethylene UHMW-PE
 Polyäthylen UHMW-PE

880-881-8881 B

Chain Reference	880 B - K325	881 B - K325	8881 B - K325
-----------------	--------------	--------------	---------------

Supply: Set of 3 pieces (upper, return & plate)



BEVEL SYSTEM

Upper part available on request, in **BluLub**® and **C Abrasive**.

Rm 500	Rm 610	Rm 800	Rm 1000	Tracks	W	Pitch	Material
K325							
77031612	77033612	77037612	77039612	1	100	85	Standard codes on table
77031622	77033622	77037622	77039622	2	185		
77031632	77033632	77037632	77039632	3	270		
77031642	77033642	77037642	77039642	4	355		
77031652	77033652	77037652	77039652	5	440		
77031662	77033662	77037662	77039662	6	525		



Upper part:



add "B" for **BluLub**®



add "C" for abrasive

Upper and return part:



add "BB" for **BluLub**®



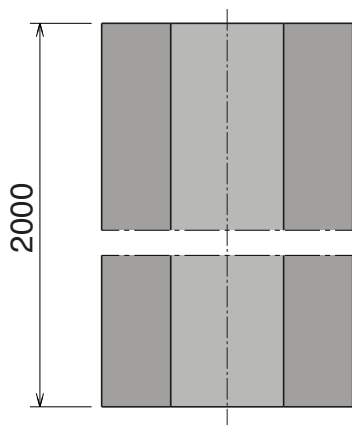
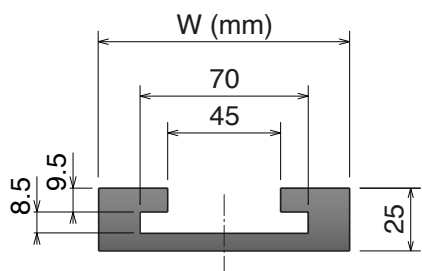
add "CC" for abrasive

878-879-880-881-888-240 XE-260-261 TAB

Chain Reference 878-879 TAB - K325/K450 880-881-8811 TAB - K325/K450/K750 888 TAB - W80/140/200 240 XE TAB - K330 260-261 TAB - K330/K450

Supply: 1 piece

Straight track section



TAB SYSTEM

Straight track available on request, in **BluLub®** and **C Abrasive**.

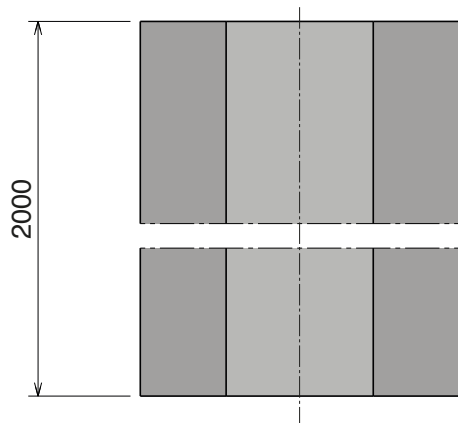
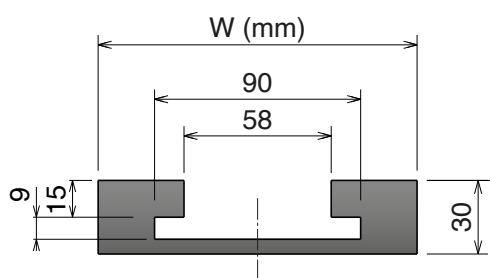
Article-Nr.	W	Length	Material
K325/W80			
79023010	100	2000	 Standard codes on table
K450			
79024010	130	2000	 add "B" for BluLub®
W140			
79620110	155	2000	 add "C" for abrasive
K750			
79026010	200	2000	
W200			
79622110	215	2000	

882 TAB Straight track section

Chain Reference 882 TAB - K450/K750/K1000/K1200

Delivery: **Easy** **Standard**

Supply: 1 piece



TAB SYSTEM

Straight track available on request, in **BluLub®** and **C Abrasive**.

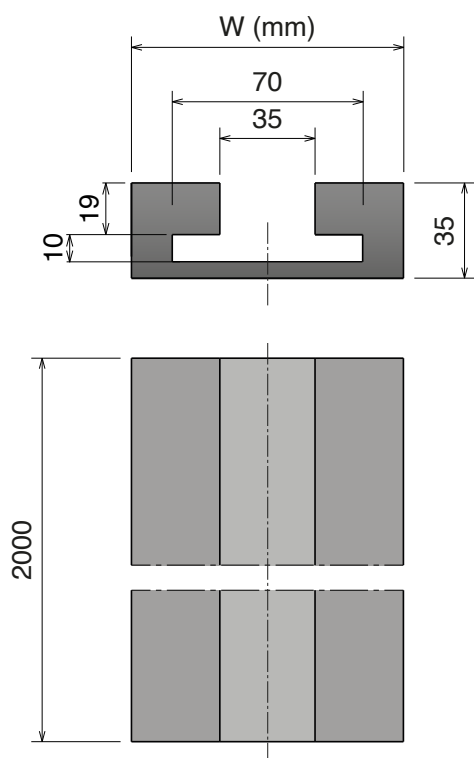
Article-Nr.	W	Length	Material
K450			
79124010	130	2000	 Standard codes on table
K600			
79125010	170	2000	 add "B" for BluLub®
K750			
79126010	200	2000	 add "C" for abrasive
K1000			
79127010	270	2000	
K1200			
79128010	320	2000	

1873-1874 TAB Straight track section

Chain Reference 1873 TAB-1874 TAB - K325/K450/K600/K750/K1000/K1200

Delivery: **Easy** **Standard**

Supply: 1 piece



TAB SYSTEM

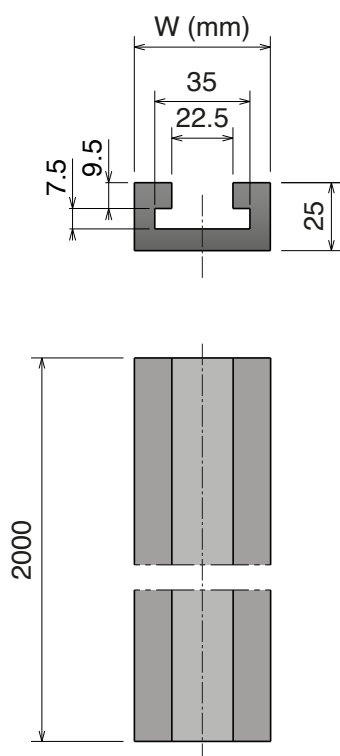
Straight track available on request, in **BluLub®** and **C Abrasive**.

Article-Nr.	W	Length	Material
K325			 Standard codes on table
79223010	100	2000	
K450			 add " B " for BluLub®
79224010	130	2000	
K600			 add " C " for abrasive
79225010	170	2000	
K750			
79226010	200	2000	
K1000			
79227010	270	2000	
K1200			
79228010	320	2000	

1843 TAB Straight track section




Chain Reference 1843 TAB - K125/K200

Supply: 1 piece



TAB SYSTEM

Straight track available on request, in **BluLub®** and **C Abrasive**.

Article-Nr.	W	A	Length	Material
K125				 Standard codes on table
79321010	50	22,5	2000	
K200				 add " B " for BluLub®
79322010	70	22,3	2000	
				 add " C " for abrasive

Materiale / Material / Materialien:
 Polietilene UHMW-PE
 Polyethylene UHMW-PE
 Polyäthylen UHMW-PE

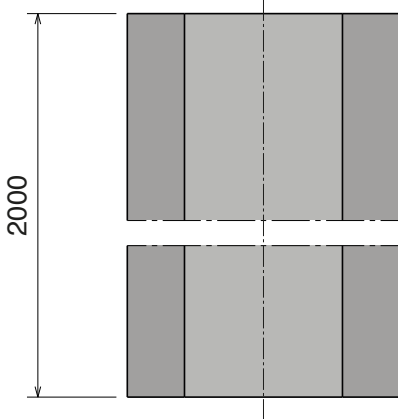
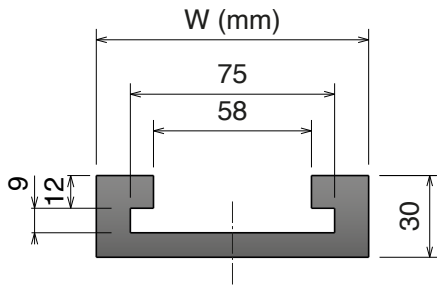
1701 TAB-1706 TAB

Tratti rettilinei / Straight track section / Gerade Schienen

1701 TAB-1706 TAB Straight track section


Chain Reference 1701 TAB - K55 1701 TAB OP - K55 1706 TAB - K55

Supply: 1 piece



TAB SYSTEM

Straight track available on request, in **BluLub** and **C Abrasive**.

Article-Nr.	W	Length	Material
K55			 Standard codes on table
79420010	100	2000	



add "**B**" for **BluLub**

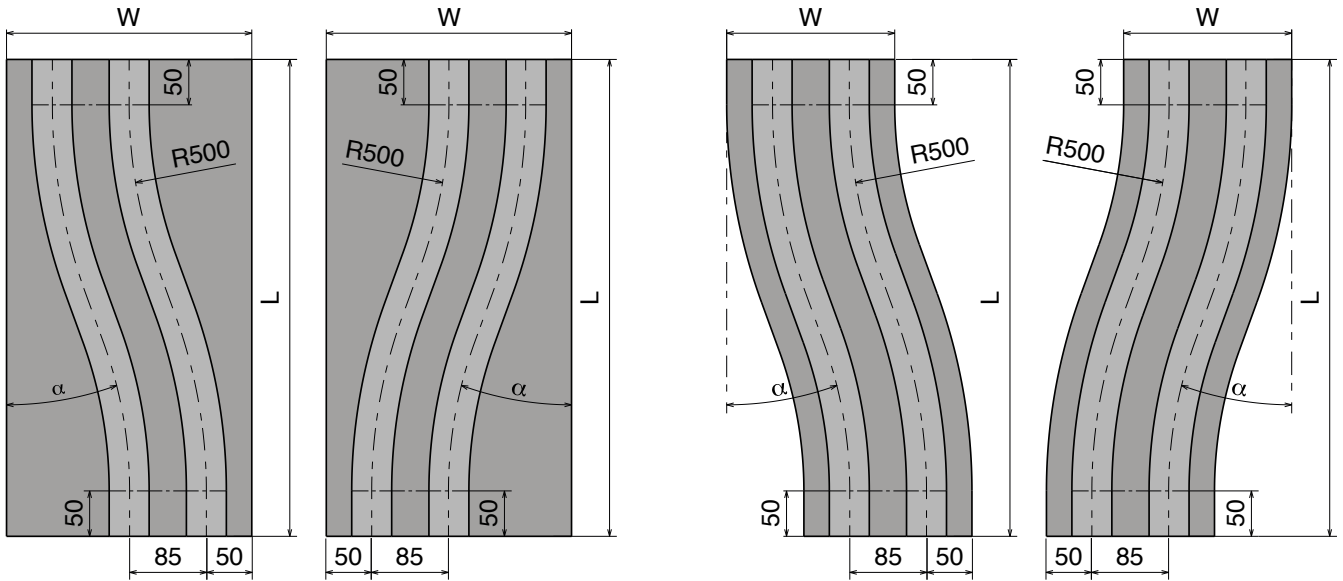


add "**C**" for abrasive

NEW ETC 879-880-881 M Series

Chain Reference	879 M - K325	880 M - K325	880 M - K330	881 M - K325	881 M - K330
-----------------	--------------	--------------	--------------	--------------	--------------

Pitch = 85 mm

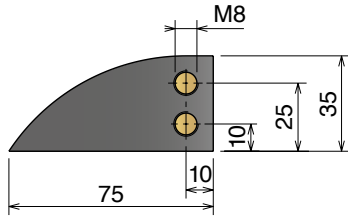


Full version

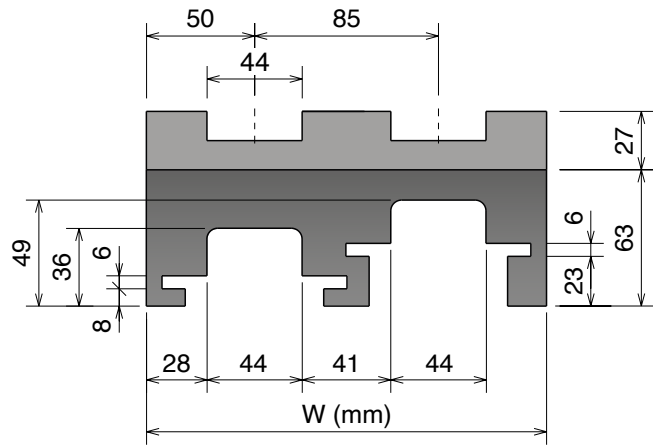
LEFT AND RIGHT VERSIONS

Slim version

LEFT AND RIGHT VERSIONS



Available in
BluLub®



Full version - K325/K330

Article-Nr.		Tracks	α	W	L	Material	
LEFT	RIGHT					Standard codes for UHMW-PE	for BluLub® add "B"
70165120	70175120	2	20°	270	525	Standard codes for UHMW-PE	for BluLub® add "B"
70165240	70175240	4	28°	525	733	for C Abrasive add "C"	

Slim version - K325/K330

Article-Nr.		Tracks	α	W	L	Material	
LEFT	RIGHT					Standard codes for UHMW-PE	for BluLub® add "B"
70164120	70174120	2	20°	185	525	Standard codes for UHMW-PE	for BluLub® add "B"
70164240	70174240	4	28°	355	733	for C Abrasive add "C"	

Materiale / Material / Materialien:
 Polietilene UHMW-PE
 Polyethylene UHMW-PE
 Polyäthylen UHMW-PE

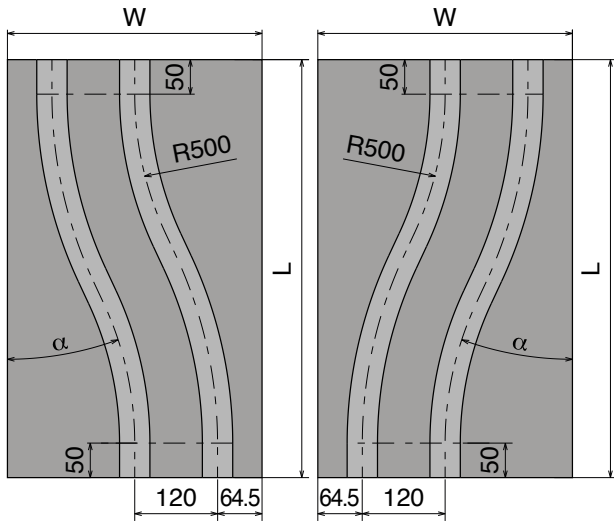
ETC 879-880-881 M Series

Tratti rettilinei / Straight track section / Gerade Schienen

NEW ETC 879-880-881 M Series

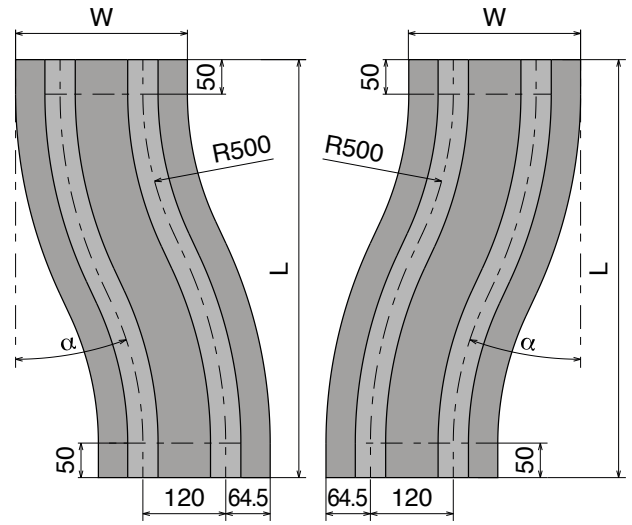
Chain Reference 879 M - K450 880 M - K450 881 M - K450

Pitch = 120 mm



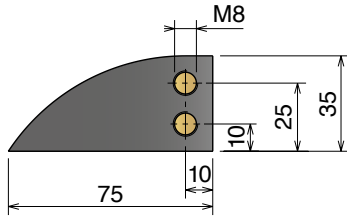
Full version

LEFT AND RIGHT VERSIONS

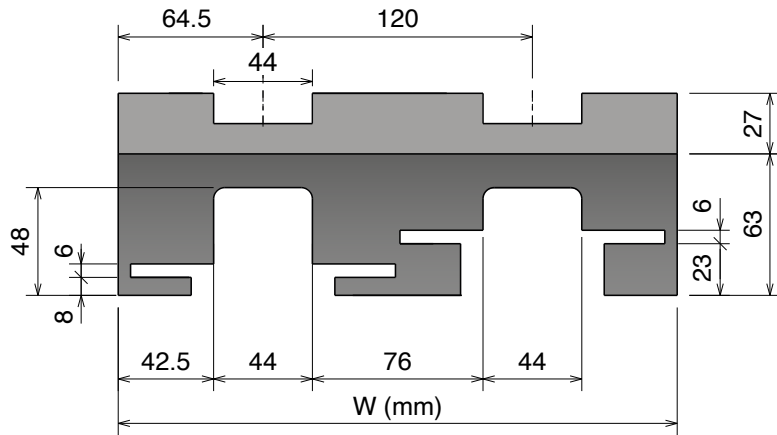


Slim version

LEFT AND RIGHT VERSIONS



Available in **BluLub®**



Full version - K450

Article-Nr.		Tracks	α	W	L	Material	
LEFT	RIGHT					Standard codes for UHMW-PE	for BluLub® add "B"
71565120	71575120	2	25°	369	606		
71565240	71575240	4	32°	729	874		for C Abrasive add "C"

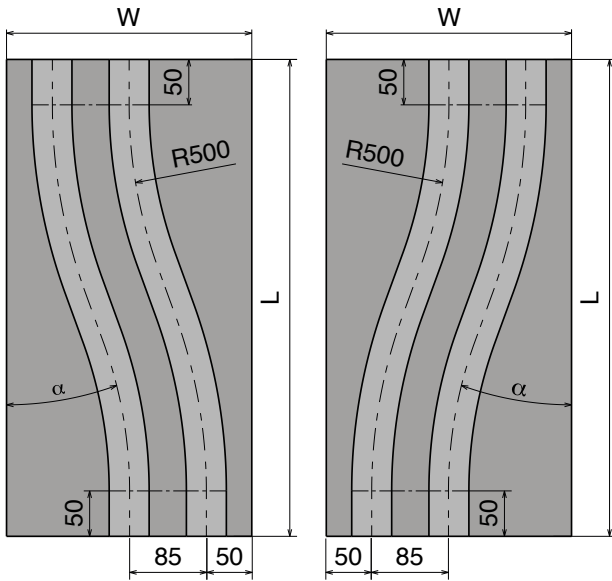
Slim version - K450

Article-Nr.		Tracks	α	W	L	Material	
LEFT	RIGHT					Standard codes for UHMW-PE	for BluLub® add "B"
71564120	71574120	2	25°	249	606		
71564240	71574240	4	32°	489	729		for C Abrasive add "C"

NEW ETC 240 XE-260 M Series

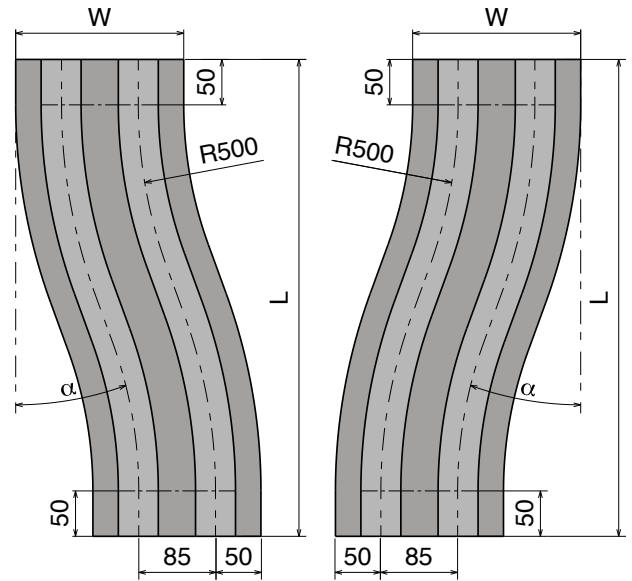
Chain Reference 240 XE - K330 260 M - K330

Pitch = 85 mm



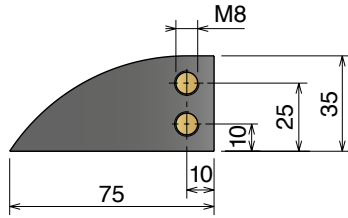
Full version

LEFT AND RIGHT VERSIONS

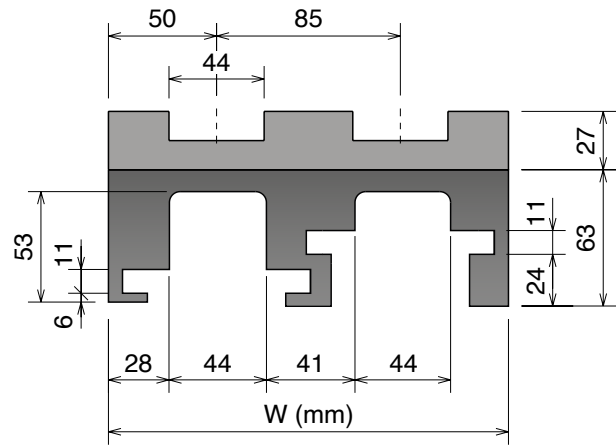


Slim version

LEFT AND RIGHT VERSIONS



Available in **BluLub®**



Full version - K330

Article-Nr.		Tracks	α	W	L	Material	
LEFT	RIGHT					Standard codes for UHMW-PE	for BluLub® add "B"
73365120	73375120	2	20°	270	525		
73365240	73375240	4	28°	525	733		

Slim version - K330

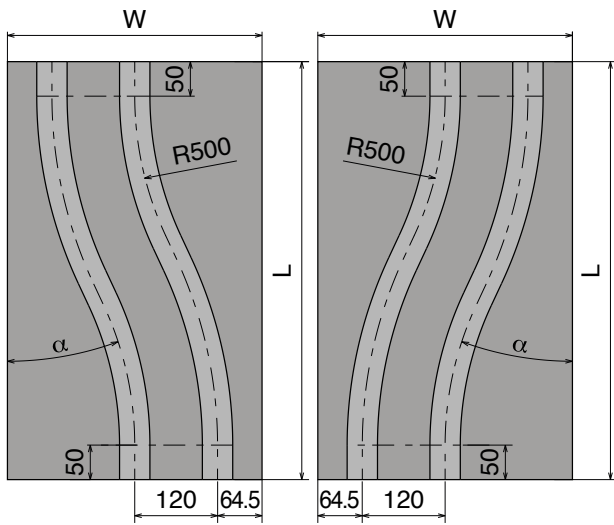
Article-Nr.		Tracks	α	W	L	Material	
LEFT	RIGHT					Standard codes for UHMW-PE	for BluLub® add "B"
73364120	73374120	2	20°	185	525		
73364240	73374240	4	28°	355	733		

Materiale / Material / Materialien:
 Polietilene UHMW-PE
 Polyethylene UHMW-PE
 Polyäthylen UHMW-PE

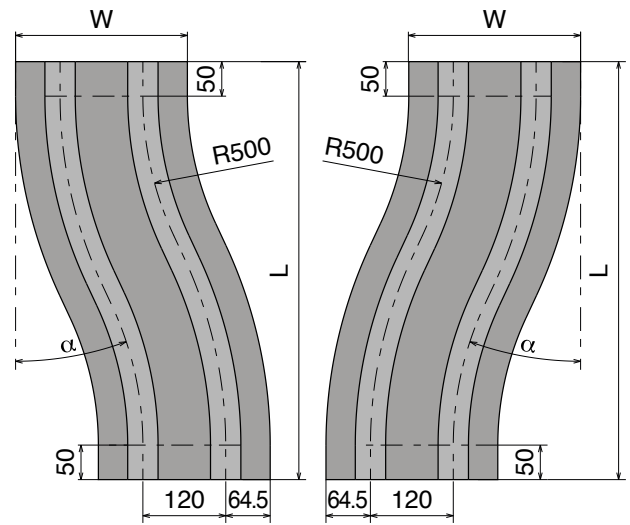
NEW ETC 260 M Series

Chain Reference 260 M - K450

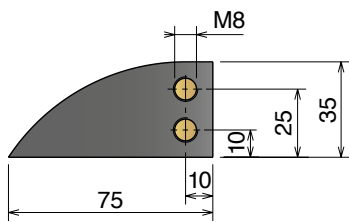
Pitch = 120 mm



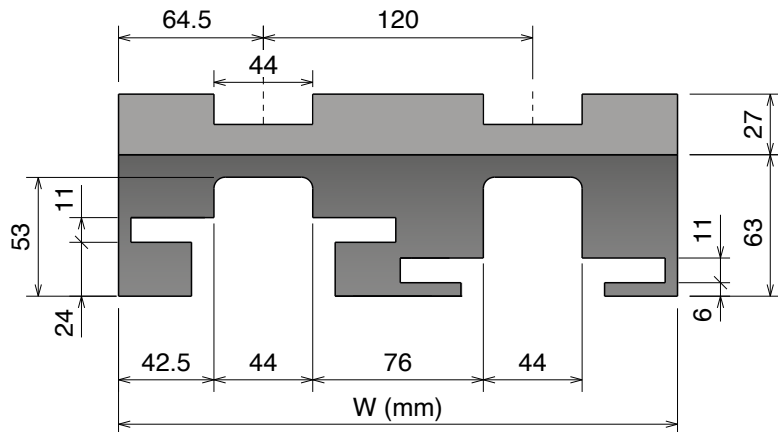
Full version
 LEFT AND RIGHT VERSIONS



Slim version
 LEFT AND RIGHT VERSIONS



Available in **BluLub®**



Full version - K450

Article-Nr.		Tracks	α	W	L	Material	
LEFT	RIGHT					Standard codes for UHMW-PE	for BluLub® add "B"
73465120	73475120	2	25°	369	606	for C Abrasive add "C"	
73465240	73475240	4	32°	729	874		

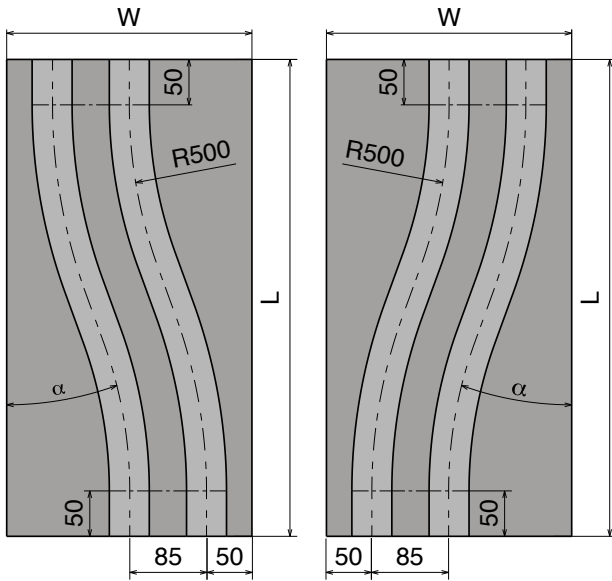
Slim version - K450

Article-Nr.		Tracks	α	W	L	Material	
LEFT	RIGHT					Standard codes for UHMW-PE	for BluLub® add "B"
73464120	73474120	2	25°	249	606	for C Abrasive add "C"	
73464240	73474240	4	32°	489	729		

NEW ETC 261 M Series

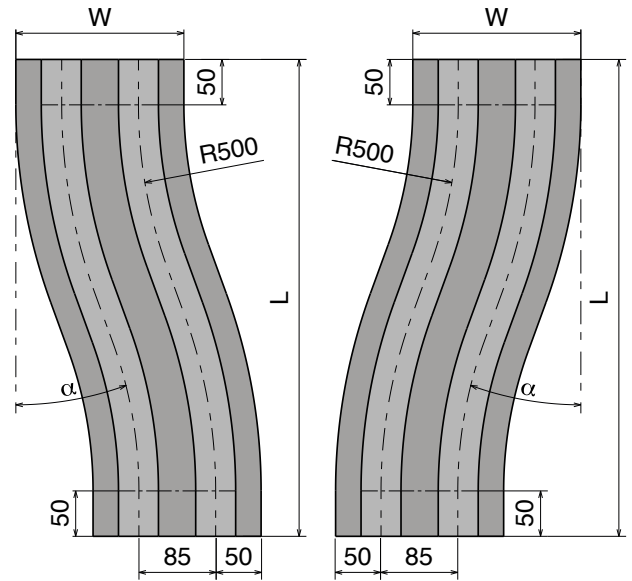
Chain Reference 261 M - K330

Pitch = 85 mm



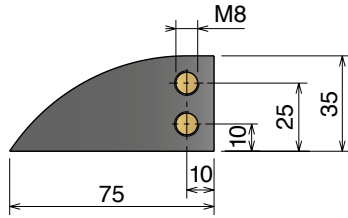
Full version

LEFT AND RIGHT VERSIONS

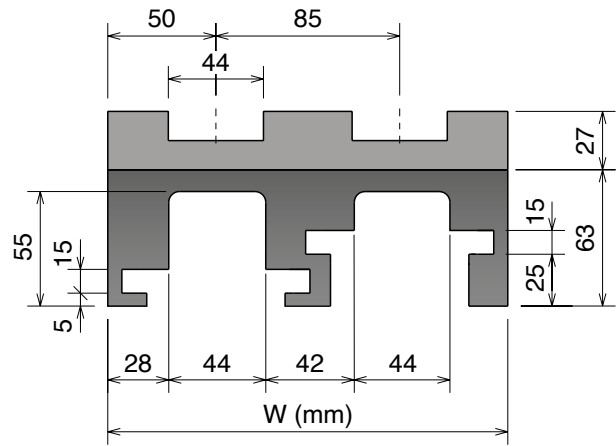


Slim version

LEFT AND RIGHT VERSIONS



Available in
BluLub®



Full version - K330

Article-Nr.		Tracks	α	W	L	Material	
LEFT	RIGHT					Standard codes for UHMW-PE	for BluLub® add "B"
73565120	73575120	2	20°	270	525		
73565240	73575240	4	28°	525	733		

for **C** Abrasive add "C"

Slim version - K330

Article-Nr.		Tracks	α	W	L	Material	
LEFT	RIGHT					Standard codes for UHMW-PE	for BluLub® add "B"
73564120	73574120	2	20°	185	525		
73564240	73574240	4	28°	355	733		

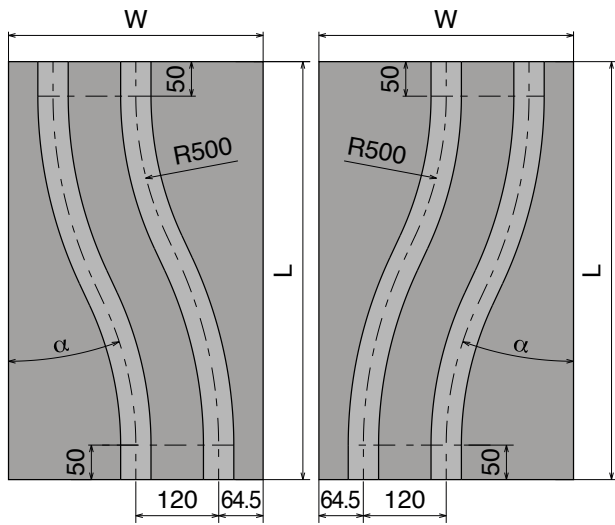
for **C** Abrasive add "C"

Materiale / Material / Materialien:
 Polietilene UHMW-PE
 Polyethylene UHMW-PE
 Polyäthylen UHMW-PE

NEW ETC 261 M Series

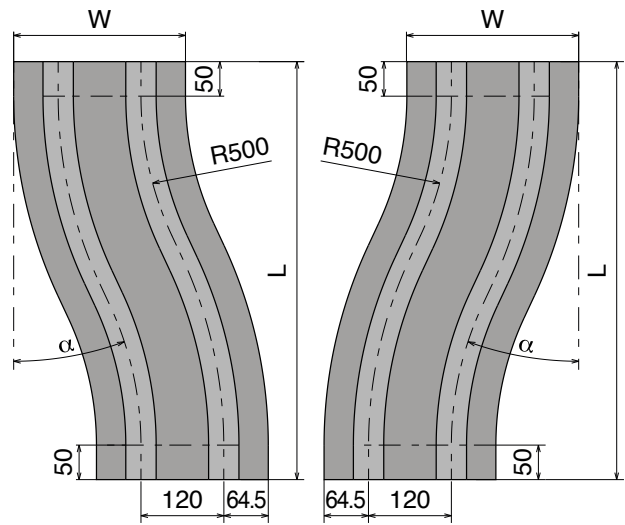
Chain Reference 261 M - K450

Pitch = 120 mm



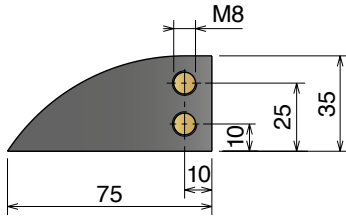
Full version

LEFT AND RIGHT VERSIONS

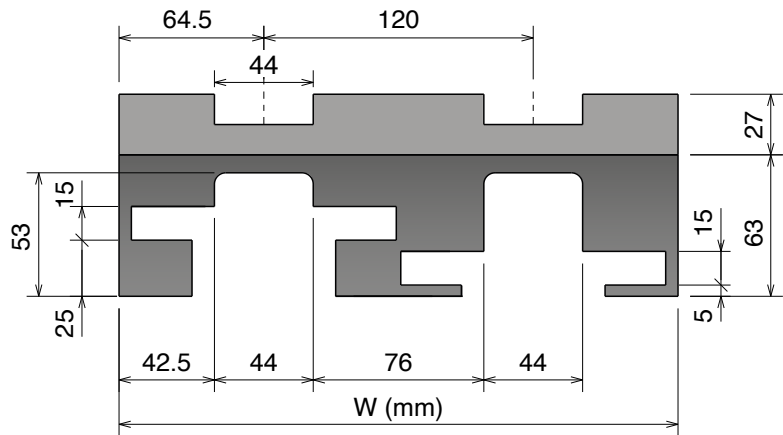


Slim version

LEFT AND RIGHT VERSIONS



Available in **BluLub®**



Full version - K450

Article-Nr.		Tracks	α	W	L	Material
LEFT	RIGHT					
73665120	73675120	2	25°	369	606	Standard codes for UHMW-PE for BluLub® add "B" for Abrasive add "C"
73665240	73675240	4	32°	729	874	

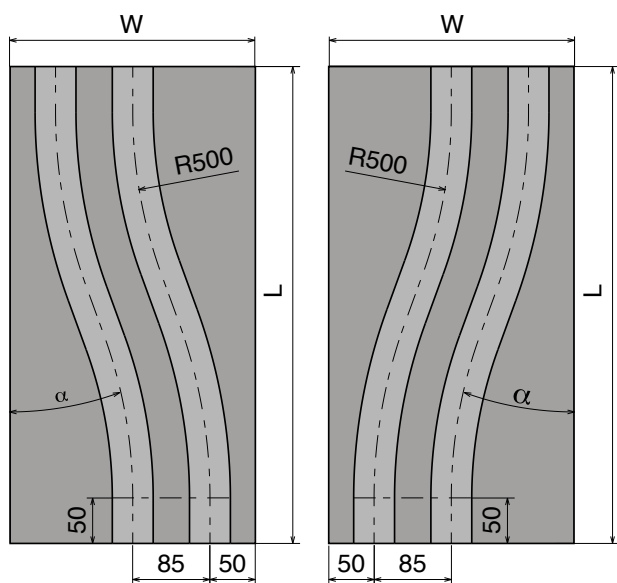
Slim version - K450

Article-Nr.		Tracks	α	W	L	Material
LEFT	RIGHT					
73664120	73674120	2	25°	249	606	Standard codes for UHMW-PE for BluLub® add "B" for Abrasive add "C"
73664240	73674240	4	32°	489	729	

NEW ETC 878-879-880-881-8811-260-261 TAB

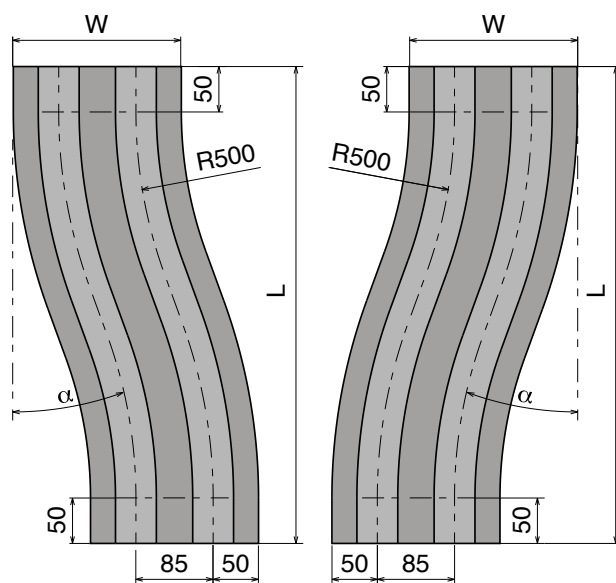
Chain Reference 878 TAB - K325 879 TAB - K325 880 TAB - K325/K330 881 TAB - K325 8811 TAB - K325/K330 260/261 TAB - K330

Supply: Set of 2 pieces (upper & return)



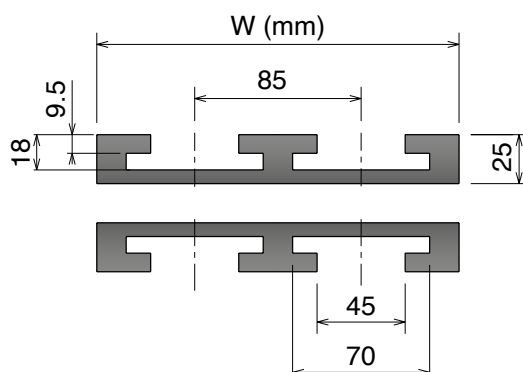
Full version

LEFT AND RIGHT VERSIONS




Slim version

LEFT AND RIGHT VERSIONS



Full version - K325/K330

Article-Nr.		Tracks	α	W	L	Material
LEFT	RIGHT					
72065120	72075120	2	20°	270	525	 Standard codes for UHMW-PE
72065240	72075240	4	28°	525	733	

Upper part:



for **BluLub®**
add "B"

for **C Abrasive** add "C"


Upper and return part:



for **BluLub®**
add "BB"

for **C Abrasive** add "CC"

Slim version - K325/K330

Article-Nr.		Tracks	α	W	L	Material
LEFT	RIGHT					
72064120	72074120	2	20°	185	525	 Standard codes for UHMW-PE
72064240	72074240	4	28°	355	733	

Upper part:



for **BluLub®**
add "B"

for **C Abrasive** add "C"

Upper and return part:



for **BluLub®**
add "BB"

for **C Abrasive** add "CC"

Materiale / Material / Materialien:
 Polietilene UHMW-PE
 Polyethylene UHMW-PE
 Polyäthylen UHMW-PE

878-879-880-881-8811-260-261 TAB

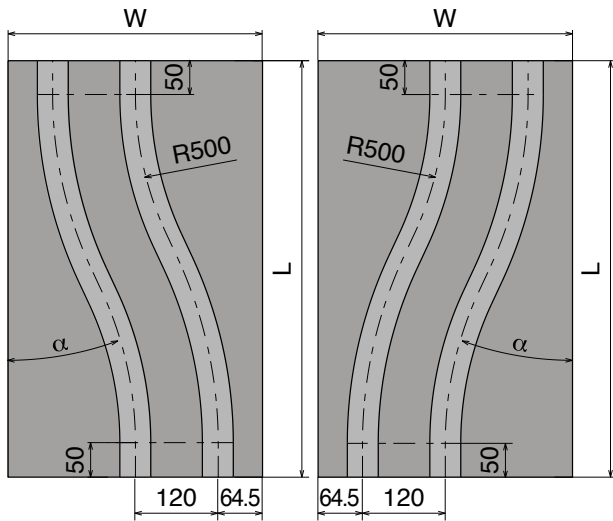
Tratti rettilinei / Straight track section / Gerade Schienen

NEW

ETC 878-879-880-881-8811-260-261 TAB

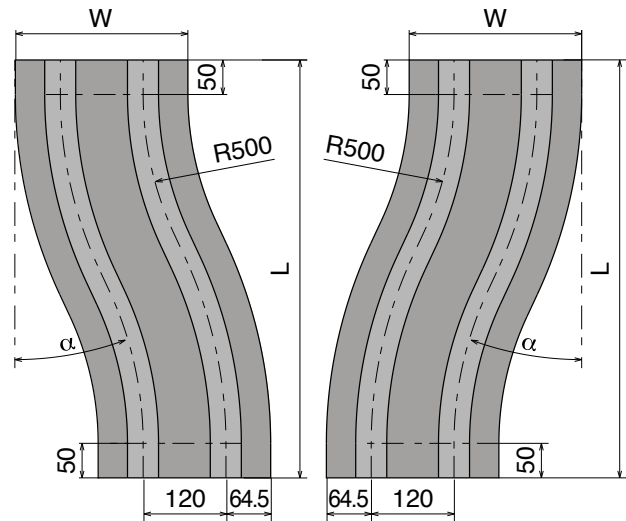
Chain Reference 878 TAB - K450 879 TAB - K450 880 TAB - K450 881 TAB - K450 8811 TAB - K450 260/261 TAB - K450

Supply: Set of 2 pieces (upper & return)



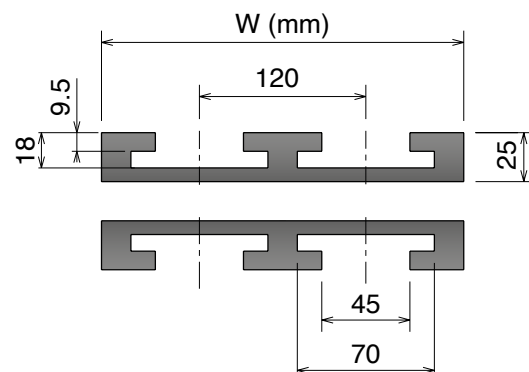
Full version

LEFT AND RIGHT VERSIONS



Slim version

LEFT AND RIGHT VERSIONS



Full version - K450

Article-Nr.		Tracks	α	W	L	Material
LEFT	RIGHT					
72165120	72175120	2	25°	370	606	Standard codes for UHMW-PE
72165240	72175240	4	32°	730	874	



Standard codes
for **UHMW-PE**

Upper part:



for **BluLub®**
add "B"

for **C Abrasive** add "C"

Upper and return part:



for **BluLub®**
add "BB"

for **C Abrasive** add "CC"

Slim version - K450

Article-Nr.		Tracks	α	W	L	Material
LEFT	RIGHT					
72164120	72174120	2	25°	250	606	Standard codes for UHMW-PE
72164240	72174240	4	32°	490	874	



Standard codes
for **UHMW-PE**

Upper part:



for **BluLub®**
add "B"

for **C Abrasive** add "C"

Upper and return part:



for **BluLub®**
add "BB"

for **C Abrasive** add "CC"



Movex
OFFICIAL UK PARTNER

Oadby Conveyors

Oadby Conveyors
68 Scudamore Road
Braunstone Frith Ind. Est.
Leicester
LE3 1UA

0116 232 4848
convteam@oadbyplastics.co.uk

Head Office

Oadby Plastics Ltd
68 Scudamore Road
Braunstone Frith Ind. Est.
Leicester
LE3 1UA

0116 232 1010
sales@oadbyplastics.co.uk

For further information and specification details please visit our comprehensive website. Due to a policy of continual product development, Oadby Conveyors reserves the right to alter any of the specifications given in the publication without prior notice. The specification must be checked with Oadby Conveyors prior to manufacture. For this reason no responsibility or liability for accuracy is accepted by Oadby Conveyors.

Company registration No. 03542957 | www.oadbyconveyors.co.uk



Certificate Number 8147
ISO 9001, ISO 14001